

2020-1

WEINSBERG

*Dein Urlaub!*

# TECHNICAL SPECIFICATIONS

CUV // CaraBus / CaraTour

Motorhomes // CaraCompact / CaraHome / CaraLoft / CaraSuite / CaraCore

540 MQ



600 MQ



600 K



600 ME



600 DQ



600 MQH



CaraCompact (page 14)

600 MF



600 MEG



550 MG



600 DKG



700 DG



CaraSuite (page 38)

650 MF




650 MG



700 ME



700 MX



\*Description without engagement: All the illustrations shown (here) are schematic representations without engagement. The actual vehicle and equipment features may differ from the layout examples. Certain vehicle and equipment features are not granted by the illustrations and cannot (therefore) be acquired as basis/standard equipment/are not included in the standard equipment. (Therefore), please make sure to contact your dealer about the specific features and the selected equipment of your chosen vehicle before purchasing it.

# LAYOUTS 2020

630 ME



630 MEG



NEW

CaraLoft (page 30)

550 MG



600 MF



650 MEG



650 MF



CaraCore (page 46)

650 MF



NEW

650 MEG



NEW

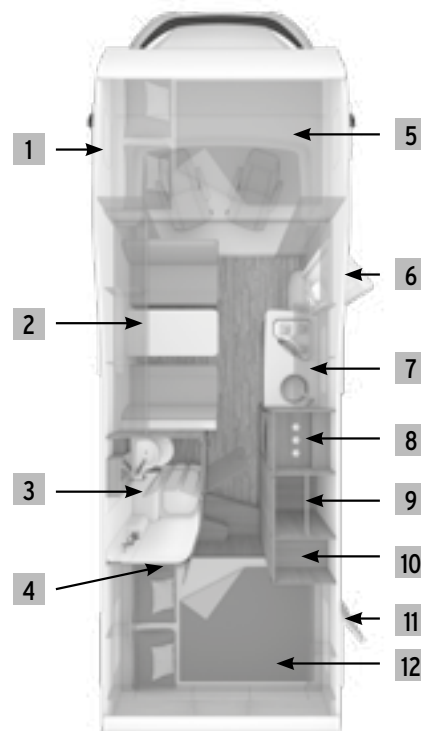
700 MEG



NEW



## HOW TO READ OUR LAYOUTS



- 1 Windows Dinette / sofa
- 2 Toilets and showers
- 3 Movable washbasin
- 4 Roomdividers
- 5 Cabinbed (in Carahome)  
Lifting bed (in Carahome, optional)
- 6 Entrance
- 7 3 Gas hobs and sink
- 8 Refrigerator
- 9 Wardrobe
- 10 Laundry cupboard
- 11 Rear storage
- 12 Fixed bed

## TECHNICAL SPECIFICATIONS\*



CaraBus/CaraTour	540 MQ	600 MQ	600 K	600 ME
Length (cm)	541	599	599	599
Width (cm) (external/internal)	205 / 187	205 / 187	205 / 187	205 / 187
Height (cm) (external/internal)	258 / 190	258 / 190	258 / 190	258 / 190
Mass of the unladen vehicle (kg) *	2.430	2.570	2.570	2.570
Mass in running order (kg) *	2.600	2.740	2.740	2.740
Tecnically maximum authorized laden mass (kg)*	3.300	3.300	3.300	3.300
Maximum user payload (kg) *	700	560	560	560
Towing capacity (kg)	2.500	2.500	2.500	2.500
Tyre size	215 / 70 R 15 C	215 / 70 R 15 C	215 / 70 R 15 C	215 / 70 R 15 C
Rim size	6J x 15	6J x 15	6J x 15	6J x 15
Permissible number of persons	4	4	4	4
Sleeping berths	up to 3	up to 3	up to 5	up to 3
Bed dimensions seating group (spare bed) (cm)	145 x 70 <sup>2)</sup>	180 x 70 <sup>2)</sup>	180 x 70 <sup>2)</sup>	145 x 70 <sup>2)</sup>
Bed dimensions, rear (cm)	194 x 140/125	194 x 152/140	184 x 152/140 + 180 x 152/140	180 x 85; 200 x 85
Bed dimensions, high roof bed EasySlide (cm)	–	–	–	–
Water tank (volume in litres)	20**/110***	20**/110***	20**/80***	20**/110***
Waste water tank (volume in litres)	85	85	85	85
Trumatic C gas heating system with integrated 12 l boiler incl. re-circulated air system in living room	Combi 4	Combi 4	Combi 4	Combi 4
Fiat Ducato 3.300 kg; 2,3 l 120 Multijet, Euro 6d-Temp (88 kW/120 PS)	X	X	X	X
Fiat Ducato 3.500 kg; 2,3 l 120 Multijet, Euro 6d-Temp (88 kW/120 PS)	.	.	.	.

- not provided

\* Please note the section „important information“ on page 54

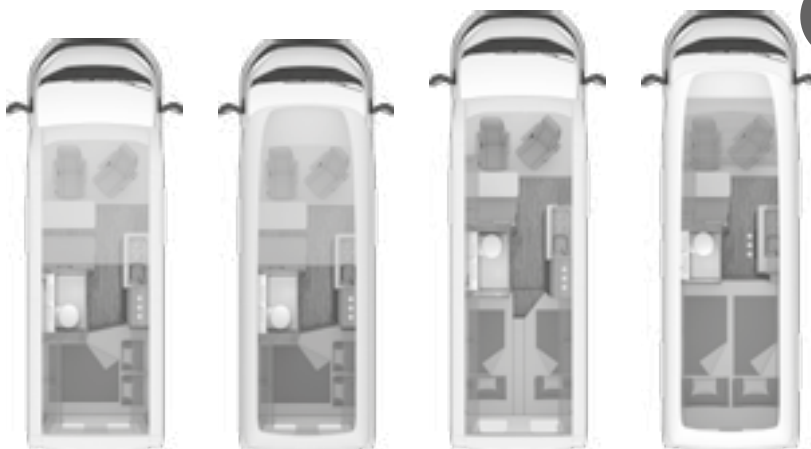
\*\* The fresh water tank capacity referred to attachment V, part A, ciff. 2.6. Fn. V0 (EU) 1230/2012 depending on vehicle type is limited by a circulation valve to 20 ltr. (suggested filling for running order)

\*\*\* If overflow valve is closed the fresh water tank capacity is about 110 litres (CaraBus 601 K: 80 Litres).

<sup>1)</sup> weight upgrade with coil spring

<sup>2)</sup> cot 180 x 80 cm in the front available as an option

## TECHNICAL SPECIFICATIONS\*



CaraBus/CaraTour	600 DQ	600 MQH	630 ME	630 MEG
Length (cm)	599	599	636	636
Width (cm) (external/internal)	205 / 187	205 / 187	205 / 187	205 / 187
Height (cm) (external/internal)	282 / 218	308 / 238	258 / 190	282 / 218
Mass of the unladen vehicle (kg) *	2.680	2.700	2.680	2.810
Mass in running order (kg) *	2.850	2.870	2.850	2.980
Tecnically maximum authorized laden mass (kg)*	3.500	3.500	3.500	3.500
Maximum user payload (kg) *	650	630	650	520
Towing capacity (kg)	2.500	2.500	2.500	2.500
Tyre size	215 / 70 R 15 C	215 / 70 R 15 C	215 / 70 R 15 C	215 / 70 R 15 C
Rim size	6J x 15	6J x 15	6J x 15	6J x 15
Permissible number of persons	4	4	4	4
Sleeping berths	up to 5	up to 5	up to 3	up to 3
Bed dimensions seating group (spare bed) (cm)	180 x 70 <sup>2)</sup>	180 x 70 <sup>2)</sup>	160 x 70 <sup>2)</sup>	145 x 70 <sup>2)</sup>
Bed dimensions, rear (cm)	194 x 152/140	194 x 152/140	195 x 85; 200 x 85	200 x 170
Bed dimensions, high roof bed EasySlide (cm)	176 x 130	200 x 130	–	–
Water tank (volume in litres)	20**/110***	20**/110***	20**/110***	20**/110***
Waste water tank (volume in litres)	85	85	85	85
Trumatic C gas heating system with integrated 12 l boiler incl. re-circulated air system in living room	Combi 4	Combi 6	Combi 6	Combi 6 D
Fiat Ducato 3.300 kg; 2,3 l 120 Multijet, Euro 6d-Temp (88 kW/120 PS)	–	–	–	–
Fiat Ducato 3.500 kg; 2,3 l 120 Multijet, Euro 6d-Temp (88 kW/120 PS)	X	X	X	X

– not provided

\* Please note the section „important information“ on page 54

\*\* The fresh water tank capacity referred to attachment V, part A, cliff. 2.6. Fn. V0 (EU) 1230/2012 depending on vehicle type is limited by a circulation valve to 20 ltr. (suggested filling for running order)

\*\*\* If overflow valve is closed the fresh water tank capacity is about 110 litres.

<sup>1)</sup> weight upgrade with coil spring

<sup>2)</sup> cot 180 x 80 cm in the front available as an option

## STANDARD EQUIPMENT

### Furniture

Furniture decor Effect Elm (CaraBus)

Furniture decor Mali Acacia (CaraTour)

### Driver's cab / Chassis

Fiat Ducato

Fiat Ducato 2,3 l 120 Multijet, Euro 6d-Temp (88 kW/120 PS)

Driver airbag

ABS

ESP, hill holder

Driver's seat adjustable for height

High-quality fitting seat covers driver's and passenger seat in living area fabric

Cupholder center console

Rear / front axle stabiliser

Disk brakes

Power steering

Height-adjustable headlights

Immobiliser system

Fuel tank 75 l, ad Blue tank 19 l

3-point safety belt system

Central locking for driver's cab, with remote control

Electrical window winders, front

Spare wheel

### Body

Isolation without cold bridges

Insulation of side wall and ceiling with PE foam

Wall thickness: 16 mm

Floor plate, sandwich construction 25mm, 16 mm

EPS, poplar plywood and PVC coating

Temperature controlled intermediate floor seating group

Side walls with breathable fabric cover

Roof of GRP w/ reduced sensitivity of hail on high roof (CaraBus 600 MQH only)

Standard painting white

Service flap WC with magnet function

Plastoform window with blind and mosquito protection (rear blinds optional)

Windows with safety interlock

Rooflights with flyscreen and darkening blind

Huge variable storage space in the rear

Lashing eyes in the floor (Fiat)

### Living / Sleeping

Full body construction for more stability/solidity

Bench with with integrated heating

EasyEntry Table with free seating group access (wall bracket)

Comfort function for dinette seating group

Drawers with full extension and roller guide

Roof cabinets in White/decor

Upholstery selection: Turin (FIAT), ALU

Foam mattresses with wooden slatted frame

Conversion possibility into a bed (extra bed: seating area, table with upholstery, rotating driver's seat; not possible on 540 MQ with Option 552347)

### Power Supply

90 Ah AGM High-performance living room battery

Automatic connection/disconnection of starter and body battery

Automatic electr. charger for body / vehicle battery

CEE outside socket outlet for 230 V with circuit breaker

Fault-current circuit breaker

LED Board-Control-Panel with indicators for all important functions

230V socket outlets

12V socket outlets

LED lighting living room (exception: Entrance light + luggage compartment)

Charging booster for body battery

### Gas / Water

Gas locker for gas bottle reserves 2 x 11 kg (2x5 kg on 600 K), 1 x 5 kg on 630 MEG)

Hot-water system with single-lever mixer

Water lines routed alongside air recirculation hose

Immersion water pump

### Kitchen

Large sink made of stainless steel / 2-burner cooker with glass cover

Energy-efficient compressor refrigerator 95 l with 12,8 l freezer compartment and external soundproof compressor unit (540 MQ and 600 ME 75 l with 10,2 l freezer compartment)

### Bathroom

Ergonomic toilet room with spacious storage shelves, integrated shower and removable shower curtain with ceiling bracket for shower head

Cassett toilet with electric pump

WC disposal tunnel with full cover

Shower tray with sand dunes feel

Roof vent with flyscreen



## PACKAGES

210014	Fiat package 29 kg (29 kg)	
200176	Manual air-conditioning in the driver's cab	
200488	Exterior mirror electrically adjustable and heatable	
200501	Passenger airbag	
200567	Cruise Control	
200633	Swivel seats in driver's cab	
200975	Driver's and passenger seat with double armrests and headrests	
201952	Passenger's seat adjustable for height	
202133	Seat box panel	
202478	Steering wheel with radio operating panel	
202134	Combination instrument with chrome rings	

214130	Weinsberg Smart package 17 kg	
101080	Electrical entrance step	
550990	Driver's cabin black-out folding system for front and side window insulation	
250599	Radio cabling Fiat passenger cell incl. additional speakers living area	
551834	Combi blind (Remiflair) on rear door	
352059	CP-Plus control panel	
352380	Truma iNet system	
452718	Water filter system "BWT - Best-Camp mini"	

210040	Styling package 1	
201788	Front bumper painted in vehicle colour	
201815	Aluminium rims with original tyres	

210045	Styling package 2	
201788	Front bumper painted in vehicle colour	
201815	Aluminium rims with original tyres	
202140	Spoiler lips Aluminium Look (skid plate)	
202139	Headlights with black frame	
202138	Radiator grill in glossy black	
202137	Daytime running headlights LED	

210006	Media package 2 kg	
252143	Radio DAB+, All-in-One navigations system with camping software, without CD/DVD-drive, antenna, 3 years map update	
251793	Reversing camera incl. Cabling	
252715	Headup Display	

## PACKAGES

214137	Function-package	
552130	Table turnable	
452495	Foldable clothes rail on bathroom roof and 2 hooks	
402496	Kitchen worktop with hinged extension and 2 bag holder	

210002	TV package 21,5" 15 kg (above seating group)	
252605	Complete antenna system Oyster 60 Premium Twin incl. 21,5" LED-TV	
252405	TV holder (living area) - incl. combi socket	
252479	Pre-cabling for TV (bed area)	

210001	TV package 24" (above seating group, not possible on DQ and MQH)	
252575	Complete antenna system Oyster 60 Premium Twin incl. 24" LED-TV	
252405	TV holder (living area) - incl. combi socket	
252479	Pre-cabling for TV (bed area)	

214138	Voltage package	
102497	Gutter above sliding door with LED lighting	
252498	Ambience lighting in living area/bathroom	
250072	2 additional sockets 230 V - Interior	
251949	2 additional USB sockets - Interior	

210018	CARE-DRIVE package	
202150	Tyre pressure sensors	
202710	Safety Pack Fiat (consists of: Full Brake Control, Lane Departure Warning System, High-Beam Recognition Traffic Signs Recognition and Rain & Dusk)	

214145	Bike pack for one motorcycle (only on 630 MEG)	
102785	Checker plate - garage floor	
102783	Motorcycle holder for one motorcycle	
102782	Collapsible ramp incl. Transport bracket in the vehicle	
102784	AirLine rail in the middle incl. 3 fittings	



## MOTORIZATION

	kg		CaraBus/ CaraTour 540 MQ	CaraBus/ CaraTour 600 MQ	CaraBus/ CaraTour 600 K	CaraBus/ CaraTour 600 ME	CaraBus/ CaraTour 600 DQ	CaraBus/ CaraTour 600 MQH	CaraBus/ CaraTour 630 ME	CaraBus/ CaraTour 630 MEG
BASE VEHICLE			88 kW/120 PS 3.300 kg	88 kW/120 PS 3.300 kg	88 kW/120 PS 3.300 kg	88 kW/120 PS 3.300 kg	88kW/120 PS 3.500 kg / Light	88kW/120 PS 3.500 kg / Light	88kW/120 PS 3.500 kg / Light	88kW/120 PS 3.500 kg / Light
Motorization										
2.3 l 140 Multijet with front-wheel drive, 6-speed manual gearbox; EURO 6d-Temp (103 kW/140 PS)	-		•	•	•	•	•	•	•	•
2.3 l 160 Multijet with start-stop system incl. smart alternator; front-wheel drive, 6-speed manual gearbox; EURO 6d-Temp (118 kW/160 PS)	-		•	•	•	•	•	•	•	•
2.3 l 180 Multijet with start-stop system incl. smart alternator; front-wheel drive, 6-speed manual gearbox; EURO 6d-Temp (130 kW/178 PS)	-		•	•	•	•	•	•	•	•
Weights										
3.500kg Light Chassis instead of 3300 kg light chassis			•	•	•	•	-	-	-	-
3.500kg Maxi Chassis instead of 3300 kg light chassis (from 103 kW/140 PS)	40		-	•	•	•	-	-	-	-
3.500kg Maxi Chassis instead of 3500 kg light chassis (from 103 kW/140 PS)	40		-	-	-	-	•	•	•	•
4.000kg Maxi Chassis instead of 3300 kg light chassis (from 103 kW/140 PS)	40		-	-	-	-	-	-	•	•

## OPTIONAL EQUIPMENT

Item no.		• = option   - = not available   X = standard	KG	540 MQ	600 MQ	600 K	600 ME	600 DQ	600 MQH	630 ME	630 MEG
<b>Gearbox</b>											
202711	9-speed torque converter automatic transmission instead of 6-speed manual transmission (only in conjunction with Fiat package, not possible with 120hp engine, 140hp engine only possible with Fiat ECO package, option 202756)		17	•	•	•	•	•	•	•	•
<b>Chassis / Load increase</b>											
202132	Steel rims 16" instead of 15" - only possible for 3,5 to light			•	•	•	•	•	•	•	•
201815	Aluminium rims with original tyre			•	•	•	•	•	•	•	•
202744	17" alloy wheels including tyres (235/60R17), front polished in black gloss in exclusive WEINSBERG Design			•	•	•	•	•	•	•	•
202745	17" alloy wheels including tyres (235/60R17), painted in anthracite in exclusive WEINSBERG Design			•	•	•	•	•	•	•	•
202746	17" alloy wheels including tyres (235/60R17), front polished in black gloss in exclusive WEINSBERG Design instead of aluminium rims in original tyres (only possible in combination with Styling package)			•	•	•	•	•	•	•	•

## OPTIONAL EQUIPMENT

Item no.		* = option   - = not available   X = standard	KG	540 MO	600 MO	600 K	600 ME	600 DO	600 MOH	630 ME	630 MEG
202747	17" alloy wheels including tyres (235/60R17), painted in anthracite in exclusive WEINSBERG Design instead of aluminium rims in original tyres (only possible in combination with Styling package)			•	•	•	•	•	•	•	•
202060	Dual circuit air spring set - increased driving comfort -> no upweighting!	15		•	•	•	•	•	•	•	•
202766	Screw spring set rear axle - Optimizes the chassis -> no upweighting!	4,5		•	•	•	•	•	•	•	•
201199	Mud flaps, front (only possible with steel rims 16")	1		•	•	•	•	-	-	-	-
201198	Mud flaps, rear (only possible with steel rims 16")	1		•	•	•	•	-	-	-	-
351932	Webasto auxiliary heating (Fiat)	5		•	•	•	•	•	•	•	•
200601	Chassis in metallic painting: Silver (aluminum gray), Fer gray, Profondo red, Golden white, Lago blue, black	1		•	•	•	•	•	•	•	•
200601	Chassis in special paint Campovolo grey	1		•	•	•	•	•	•	•	•
	other chassis painting options free of charge (not metallic): Tiziano Red, Imperial Blue, Line Blue			•	•	•	•	•	•	•	•
	High roof in White (Standard for all colors of the basic vehicle)*			-	-	-	-	-	X	-	-
102691	High roof in car color Campovolo grey*			-	-	-	-	-	•	-	-
102058	High roof painted in car color (all colors except black!)			-	-	-	-	-	•	-	-
201788	Bumper painted	-		•	•	•	•	•	•	•	•
	<b>Transport systems</b>										
201041	Fixed trailer coupling incl. electronic installation	18		•	•	•	•	•	•	•	•
202061	Fixed trailer coupling, removeable ball head	18		•	•	•	•	•	•	•	•
100597	Bike rack mounted at the rear, for 2 bikes - max. load capacity 35 kg	6		•	•	•	•	•	•	•	•
102714	Bike rack Thule Veloslade incl. mounting rails (only possible with option 102784)			-	-	-	-	-	-	-	•
102782	Collapsible ramp incl. Transport bracket in the vehicle			-	-	-	-	-	-	-	•
102783	Motorcycle holder for one motorcycle			-	-	-	-	-	-	-	•
102784	AirLine rail in the middle incl. 3 fittings			-	-	-	-	-	-	-	•
102785	Checker plate - garage floor			-	-	-	-	-	-	-	•
	<b>Assistance systems</b>										
200567	Cruise control	0,8		•	•	•	•	•	•	•	•
202150	Tyre pressure sensors	1		•	•	•	•	•	•	•	•
202710	Safety Pack Fiat (consists of: Full Brake Control, Lane Departure Warning System, High-Beam Recognition Traffic Signs Recognition and Rain & Dusk)			•	•	•	•	•	•	•	•
201787	Traction aid, "Traction Plus"	3		•	•	•	•	•	•	•	•
201062	Automatic parking assistant	1		•	•	•	•	•	•	•	•
202762	FIAT cross traffic and lane change assistant			•	•	•	•	•	•	•	•
	<b>Inside</b>										
550990	Driver's cabin black-out folding system for front and side window insulation	4		•	•	•	•	•	•	•	•
550592	Insulation mat in driver's cab	2		•	•	•	•	•	•	•	•
201074	Floor mat set in the driver's cab	1		•	•	•	•	•	•	•	•
200176	Manual air-conditioning in the driver's cab	18		•	•	•	•	•	•	•	•
200980	Automatic air-conditioning system for driver's cab	21		•	•	•	•	•	•	•	•

## OPTIONAL EQUIPMENT

Item no.		* = option   - = not available   X = standard	KG	540 MQ	600 MQ	600 K	600 ME	600 DQ	600 MQH	630 ME	630 MEG
201686	Automatic air-conditioning system for driver's cab, price difference compared to manual air-conditioning system for driver's cab (in Fiat package package)	21		•	•	•	•	•	•	•	•
200501	Passenger airbag	2		•	•	•	•	•	•	•	•
201952	Passenger's seat adjustable for height	–		•	•	•	•	•	•	•	•
201519	Leather steering wheel with leather gear lever knob	–		•	•	•	•	•	•	•	•
202478	Steering wheel with radio operating panel			•	•	•	•	•	•	•	•
201843	Dashboard in Lounge-Design	1		•	•	•	•	•	•	•	•
201857	Dashboard in Techno-Design	1		•	•	•	•	•	•	•	•
202134	Combination instrument with chrome rings	–		•	•	•	•	•	•	•	•
200975	Driver's and passenger seat with double armrests and headrests	1		•	•	•	•	•	•	•	•
202392	Seat heating for driver`s and passanger seat			•	•	•	•	•	•	•	•
200633	Swivel seats in driver's cab	–		•	•	•	•	•	•	•	•
202133	Seat box panel	0,5		•	•	•	•	•	•	•	•
252161	Reading spots driver's / passenger side	0,5		•	•	•	•	•	•	•	•
	<b>Lighting / Technology</b>										
200178	Fog lamps	1		•	•	•	•	•	•	•	•
202137	Daytime running lights LED	–		•	•	•	•	•	•	•	•
202712	90 l diesel tank (plus 15 l compared to standard tank)	2		•	•	•	•	•	•	•	•
200488	Exterior mirror electrically adjustable and heatable	–		•	•	•	•	•	•	•	•
201609	External rearview mirror electrically foldable	1		•	•	•	•	•	•	•	•
202756	Fiat ECO-Pack consisting of: Start-Stop system incl. smart alternator (only possible with 140hp engine)			•	•	•	•	•	•	•	•
201165	Dead-lock-function	–		•	•	•	•	•	•	•	•
202416	Fiat alarm system incl. 2. key with remote	1		•	•	•	•	•	•	•	•
	<b>Multimedia / Navigation</b>										
252143	Radio DAB+, All-in-One navigations system with camping software, without CD/DVD-drive, antenna, 3 years map update	2		•	•	•	•	•	•	•	•
250599	Radio cabling Fiat passenger cell incl. additional speakers living area	1		•	•	•	•	•	•	•	•
252715	Headup Display (only possible with package 210006)	1		•	•	•	•	•	•	•	•
	<b>Body</b>										
	<b>Windows, doors, ventilation</b>										
101080	Electrical entry step, 70 cm wide	8		•	•	•	•	•	•	•	•
101666	Hook out window toilet room incl. cassette combi blind			•	•	•	•	•	•	•	•
101981	Hook-out window beneath transversal bed, left side or right side (540 MQ only left side possible)			•	•	–	•	•	•	•	–
102436	2 rear windows in cargo hold with combi blinds			–	–	–	–	–	–	–	•
551834	Combi blind (Remiflair) on rear leaf door	2		•	•	•	•	•	•	•	–
102323	Seitz-S7P-frame windows instead of standard windows			•	•	•	•	•	•	•	•
102619	Third roof hatch (400 x 400 in vehicle center) - not possible in combination with SAT system			–	•	•	•	•	–	•	•
102689	Panorama roof and hook out window rear in high roof	–		–	–	–	–	–	•	–	–

## OPTIONAL EQUIPMENT

Item no.		* = option   - = not available   X = standard	KG	540 MQ	600 MQ	600 K	600 ME	600 DQ	600 MQH	630 ME	630 MEG
102690	Midi Heki front and rear instad of roof hatch	4		-	-	-	-	-	•	-	-
100750	Midi Heki 700x500mm, front	2		•	•	•	•	•	-	•	•
102803	Midi Heki 700x500mm rear (not possible with 552540 air conditioning)	2		-	•	•	•	•	-	•	•
102064	Flyscreen door	2		•	•	•	•	•	•	•	•
	<b>INTERIOR FITTINGS</b>										
	<b>Living/sleeping</b>										
552574	Fixed bed with EVOPORE HRC mattress incl. WaterGEL pad (not possible with lifting beds)			•	•	•	•	•	•	•	-
552046	Additional sleeping berth "cot" lateral (inkl. turnable table)	6		•	•	•	•	•	•	•	•
552223	Bed enlargement	7		-	-	-	•	-	-	•	-
552763	Additional bed for rear garage (only possible with 102436)	10		-	-	-	-	-	-	-	•
552130	Table turnable (without "cot")	2		•	•	•	•	•	•	•	•
552348	Pull-out bench seat - only possible with 552247 Isofix standard seat bench - useable for 2 child seats (3 point system)	3		•	•	•	•	•	•	•	•
552347	Single seats in living area incl. Iso-Fix (not compatible with Option 552046 on CaraBus 540 MQ, 600 ME and 630 MEG)	12		•	•	•	•	•	•	•	•
552247	Isofix-Set standard seat bench for 1 child seat (3 point system)	5		•	•	•	•	•	•	•	•
552601	Additional wardrobe underneath rear bed (also usable for dog box)	4		•	•	-	-	•	•	-	-
	<b>Upholstery and textiles</b>										
552188	Upholstery: ACTIVE ROCK or SZECHUAN	-		•	•	•	•	•	•	•	•
550660	COZY-HOME package includes: 2 decorative cushions, 2 sleeping pillows, 2 blankets, 1 table runner	3									
	EARTH			•	•	•	•	•	•	•	•
	STONE			•	•	•	•	•	•	•	•
	AVOCADO			•	•	•	•	•	•	•	•
	AQUA			•	•	•	•	•	•	•	•
	MAGNOLIA			•	•	•	•	•	•	•	•
	PEACH			•	•	•	•	•	•	•	•
	<b>Gas/Heating/Air conditioning</b>										
351166	Heating Truma Combi 6 instead of Truma Combi 4	2		•	•	•	•	•	X	X	-
352230	Truma Combi 6 D + E heating system	2,5		•	•	•	•	•	•	•	•
351274	E-Version Truma Combi gas heating (not possible in combination with option 251231)	-		•	•	•	•	•	•	•	-
351231	Diesel heating Truma Combi 6 D	2		•	•	•	•	•	•	•	X
550825	Electric floor heating	5		•	•	•	•	•	•	•	•
352059	TRUMA CP-Plus digital heating control panel	-		•	•	•	•	•	•	•	•
352380	Truma iNet system (only possible with option 352059)	0,5		•	•	•	•	•	•	•	•
451644	Wastewater tank isolated and heated), incl. discharge pipe	1		•	•	•	•	•	•	•	•
552540	Dometic air conditioning Freshjet 1700 - Roof hatch rear omitted	30		•	•	•	•	•	•	•	•
302453	Truma MonoControl CS (incl. gas filter)	-		•	•	•	•	•	•	•	•

## OPTIONAL EQUIPMENT

Item no.		• = option   - = not available   X = standard	KG	540 MO	600 MO	600 K	600 ME	600 DO	600 MOH	630 ME	630 MEG
302454	Truma DuoControl CS (incl. gas filter)	-		•	•	•	•	•	•	•	-
302499	Truma LevelControl (for 1 steel gas bottle, only possible with option 352380)	0,5		•	•	•	•	•	•	•	•
	<b>Kitchen area</b>										
402602	Compressor refrigerator 150 Ltr. with 30l froster compartement	8		-	•	•	-	•	•	•	-
401940	Kitchen multifunctional shelf	2		-	•	•	-	•	•	•	•
552624	Leather covering on kitchen block	2		•	•	•	•	•	•	•	•
102577	Matching multifunctional bag in WEINSBERG design as an extension to the front-mounted kitchenette			•	•	•	•	•	•	•	•
	<b>Water supply / Sanitary</b>										
452678	Rear shower (extendable spray in rear bed, in front of right rear door)			-	-	-	-	-	-	-	•
452718	Water filter system "BWT - Best-Camp mini"	1		•	•	•	•	•	•	•	•
	<b>Electric</b>										
551327	Smoke alarm	0,5		•	•	•	•	•	•	•	•
302494	Gas alarm	0,5		•	•	•	•	•	•	•	•
252575	Antennenkomplettsystem Oyster 60 Premium Twin inkl. LED-TV 24" (living area)	15		•	•	•	•	•	•	•	•
252605	Antennenkomplettsystem Oyster 60 Premium Twin inkl. LED-TV 21,5" (living area)			•	•	•	•	•	•	•	•
252445	24" TV unit with HD tuner incl. TV holder (living area)	10		•	•	•	•	-	-	•	•
252444	21,5" TV unit with HD tuner incl. TV holder (living area)	9		•	•	•	•	•	•	•	•
252448	21,5" TV unit with HD tuner incl. TV holder (bed area)	9		•	•	-	•	•	•	•	•
252479	Pre-cabling for TV (bed area)	0,5		•	•	•	•	•	•	•	•
252405	TV holder (TV 1 - bed area)	2		•	•	•	•	•	•	•	•
251261	TV bracket - swivel-mounted	2		•	•	-	•	•	•	•	•
251948	Cable laying for solar and sat systems	1		•	•	•	•	•	•	•	•
251248	Auxiliary AGM on-board battery	20		•	•	•	•	•	•	•	•
252698	GPS tracker	0,5		•	•	•	•	•	•	•	•
	<b>Awning</b>										
501092	325 cm - awning	24		•	-	-	-	-	-	-	-
501691	350 cm - awning	26		-	-	-	-	•	•	-	-
501093	370 cm - awning	28		-	•	•	•	-	-	-	-
501247	400 cm - awning	30		-	-	-	-	-	-	•	•

## TECHNICAL SPECIFICATIONS\*



### CaraCompact

### 600 MF

### 600 MEG

Length (cm)	675	675
Width (cm) (external/internal)	220 / 205	220 / 205
Height (cm) (external/internal)	280 / 200	280 / 200
Mass of the unladen vehicle (kg) *	2.625	2.625
Mass in running order (kg) *	2.780	2.780
Tecnically maximum authorized laden mass (kg)*	3.500	3.500
Maximum load capacity (kg) *	720	720
Towing capacity (kg)	2.000	2.000
Wheelbase (cm)	380	380
Tyre size 3,5 t	215 / 70 R 15 CP	215 / 70 R 15 CP
Rim size 3,5 t	6J x 15	6J x 15
Permissible number of persons	4	4
Sleeping berths	2	2
Bed dimensions, front (cm)	–	–
Bed dimensions, rear (cm)	201x140	2 x 200 x 82
Entrance door (cm): W x H door	60 x 195	60 x 195
Rear storage compartment (cm): W x H hatch (cut-out size)	80x80 (75x74,5)	80 x 110 (75 x 104,5)
Service hatch for Easy Travel Box, front left (cm) (W x H)	70 x 40,5	70 x 40,5
Refrigerator Thetford with AES (volume in litres / option)	142/–	142/–
Water tank (volume in litres)	10**/110***	10**/110***
Waste water tank (volume in litres)	95	95
Trumatic C gas heating system with integrated 12 l boiler incl. recirculated air system in living room	Combi 6	Combi 6

Fiat Ducato 3,500 kg; 2.3 l 120 Multijet, front-wheel drive, 6-speed manual gearbox; Euro 6d-Temp (88 kW/120 PS)

X

X

– not provided

\* Please note the section „important information“ on page 54

\*\* The fresh water tank capacity referred to attachment V, part A, ciff. 2.6. Fn. VO (EU) 1230/2012 depending on vehicle type is limited by a circulation valve to 10 ltr. (suggested filling for running order)

\*\*\* If overflow valve is closed the fresh water tank capacity is about 110 litres.

## STANDARD EQUIPMENT

### Driver's cab / Chassis

Fiat Ducato

Driver airbag

ABS

ESP, hill holder

Rear / front axle stabiliser

Disk brakes

Power steering

Height-adjustable headlights

Immobiliser system

3-point safety belt system

Coated chassis components

Central locking for driver's cab, with remote control

Electric windows, front

Breakdown kit

### Body

Roof of GRP w/ reduced sensitivity of hail

Wall thickness : 31 mm

Floor thickness : 40 mm

Roof and side walls in sandwich design

Skin in plain sheet metal, white

Rear lamp assembly with clear-glass lamps

Hinged insulating windows C6 in medium dark level with darkening blind and flyscreen

Rooflights with flyscreen and darkening blind

Cabin door: WEINSBERG KOMFORT with automotive locking system, double sealing, without window, 2 foldable clothes hangers

Front shading

Gas locker door in side wall

Rear lowering for motorhome garage

Rear garage, depending on layout

5 years tightness warranty

### Kitchen

Large sink made of stainless steel / 3-burner cooker with glass cover

Central arrangement of gas control components

Premium quality ball bearing mounted drawer with softclose and cutlery insert

230V socket outlets

Hot-water system with single-lever mixer

Work disc extension

Laminate kitchen splash back

### Living / Sleeping

Furniture decor Tiberino

Upholstery selection: TURIN (FIAT), FOREST, STONE WATER, BLOOM, DUSK

Foam mattresses with wooden slatted frame for fixed beds

Extendable table, depending on layout

Ventilated stowage cabinets and chests

Profile strips partly in real wood

Cloak room (depending on vehicle layout)

Kieper nets for 2 shelves each - rear right and left (depending on layout)

### Power Supply

High-performance living room battery (capacity 75 Ah)

Automatic connection/disconnection of starter and body battery

Automatic electr. charger for body / vehicle battery

CEE outside socket outlet for 230 V with circuit breaker

Fault-current circuit breaker

Board-Control-Panel with indicators for all important functions

Awning lamp with motion sensor

Mainly LED lighting in the living room

230V socket outlets

USB plug

Charging booster for body battery

### Gas / Water / Heating / Air conditioning

Gas locker for gas bottle reserves 2 x 11 kg

Hot-water system with single-lever mixer

Water pipes laid in insulated area

Immersion water pump

### Bathroom

Bathroom in wood or plastic decor

Dometic ceramic cassette toilet with electric pump (depends on layout)

Dometic bank toilet with electric pump (depends on layout)

Shower with rigid door

Wall / ceiling holder for the shower head

Mirror cabinet

Roof vent with flyscreen

Recessed halogen lighting

Clothes rail



## PACKAGES

210012	Fiat package 29 kg	
200176	Manual air-conditioning in the driver's cab	
200488	Exterior mirror electrically adjustable and heatable	
200501	Passenger airbag	
200567	Cruise Control	
200633	Swivel seats in driver's cab (not possible for CaraHome 600 DKG/ 700 DG)	
200975	Driver's and passenger seat with double armrests and headrests	
201952	Passenger's seat adjustable for height	
202132	Steel rims 16" instead of 15"	
202133	Seat box panel	
202478	Steering wheel with radio operating panel	

243148	Weinsberg Smart package 17,5 kg	
100602	Flyscreen door	
100750	Midi Heki 700 x 500 mm	
201788	Bumper front, painted	
250233	Radio preparation	
450740	Waste water tank insulated and heated	
352059	CP-Plus control panel	
352380	Truma iNet system	
452718	Water filter system "BWT - Best-Camp mini"	
252729	Socket in garage	

210030	Styling package I	
201786	Driver's cab in silver-grey metallic	
201815	Aluminium rims 16"	

210035	Styling package II	
201786	Driver's cab in silver-grey metallic	
201815	Aluminium rims 16"	
202140	Spoiler lips Aluminium Look (skid plate)	
202139	Headlights with black frame	
202138	Radiator grill in glossy black	
202137	Daytime running headlights LED	

210050	Styling package III (10kg)	
202138	Radiator grill in glossy black	
201815	Aluminium rims 16"	
202139	Headlights with black frame	
202140	Spoiler lips Aluminium Look (skid plate)	
202137	Daytime running headlights LED	

PACKAGES

210006	Media package	
252143	Radio DAB+, All-in-One navigations system with camping software, without CD/DVD-drive, antenna, 3 years map update	
251793	Reversing camera incl. Cabling	
252715	Headup Display	

210018	CARE-DRIVE package	
202150	Tyre pressure sensors	
202710	Safety Pack Fiat (consists of: Full Brake Control, Lane Departure Warning System, High-Beam Recognition Traffic Signs Recognition and Rain & Dusk)	

210001	TV package 24" 12,5 kg	
252575	Complete antenna system Oyster 60 Premium Twin incl. 24" LED-TV	
252405	TV holder	
252479	Pre-cabling for TV (bed area)	

MOTORISATION

	CaraCompact 600 MF	CaraCompact 600 MEG
Motorization / Gearbox		
3.500kg Chassis		
Fiat Ducato 3,500 kg; 2.3 l 140 Multijet with front-wheel drive, 6-speed manual gearbox; Euro 6d-Temp (103 kW/140 PS)	•	•
Fiat Ducato 3,500 kg; 2.3 l 160 Multijet with start-stop system incl. smart alternator; front-wheel drive, 6-speed manual gearbox; Euro 6d-Temp (118 kW/160 PS)	•	•
Fiat Ducato 3,500 kg; 2.3 l 180 Multijet with start-stop system incl. smart alternator; front-wheel drive, 6-speed manual gearbox; Euro 6d-Temp (130 kW/177 PS)	•	•

## OPTIONAL EQUIPMENT

Item no.			• = option   - = not available   X = standard	KG		CaraCompact 600 MF	CaraCompact 600 MEG
<b>Gearbox</b>							
202711	9-speed torque converter automatic transmission instead of 6-speed manual transmission (only in conjunction with Fiat package, not possible with 120hp engine, 140hp engine only possible with Fiat ECO package, option 202756)	17				•	•
<b>Chassis / Load increase</b>							
202132	Steel rims 16" instead of 15"	-				•	•
201815	Aluminium rims 15" - only in combination with FIAT package	-				•	•
202744	17" alloy wheels including tyres (235/60R17), front polished in black gloss in exclusive WEINSBERG Design					•	•
202745	17" alloy wheels including tyres (235/60R17), painted in anthracite in exclusive WEINSBERG Design					•	•
202746	17" alloy wheels including tyres (235/60R17), front polished in black gloss in exclusive WEINSBERG Design instead of aluminium rims in original tyres (only possible in combination with Styling package)					•	•
202747	17" alloy wheels including tyres (235/60R17), painted in anthracite in exclusive WEINSBERG Design instead of aluminium rims in original tyres (only possible in combination with Styling package)					•	•
201781	MTPLM upgrade from 3.5 t to 3.65 t	-				•	•
102273	MTPLM upgrade garage from 150 kg to 250 kg load capacity					•	•
202766	Coil spring on rear axle - Chassis optimization					•	•
200394	Rear corner steadies	2				•	•
201788	Bumper painted	-				•	•
202140	Spoiler lips Aluminium Look (skid plate)	-				•	•
<b>Transport systems</b>							
200188	Trailer coupling fixed (Load capacity 250 kg instead of 150 kg)	50				•	•
102764	THULE Garage Order System 1: 2 pcs. Multifunctional holding rails at the rear wall incl. protective rubber; 2 pcs. tension straps incl. ratchet function as well as 6 pcs. Lashing eyes, freely positionable in the rails, incl. 1 pc. Luggage net, various extension possibilities with THULE original accessories.					-	•
100215	Bike rack for 2 bikes (rear); max. loadability 60 kg	6				•	•
100216	Bike rack for 3 bikes (rear); max. loadability 60 kg	6,5				•	•
100217	Bike rack for 4 bikes (rear); max. loadability 60 kg	7				•	•
<b>Assistance systems</b>							
200567	Cruise control	0,8				•	•
202150	Tyre pressure sensors	1				•	•
202710	Safety Pack Fiat (consists of: Full Brake Control, Lane Departure Warning System, High-Beam Recognition Traffic Signs Recognition and Rain & Dusk)					•	•
201787	Traction aid, "Traction Plus"	3				•	•

## OPTIONAL EQUIPMENT

Item no.			• = option   - = not available   X = standard	KG	CaraCompact 600 MF	CaraCompact 600 MEG
<b>Inside</b>						
550610	Driver's cabin black-out folding system for front and side window insulation	4			•	•
200176	Manual air-conditioning in the driver's cab	18			•	•
200980	Automatic air-conditioning system for driver's cab	21			•	•
201686	Automatic air-conditioning system for driver's cab, price difference compared to manual air-conditioning system for driver's cab (in Fiat package package/Smart package)	21			•	•
200501	Passenger airbag	2			•	•
201952	Passenger's seat adjustable for height	-			•	•
201519	Leather steering wheel with leather gear lever knob	-			•	•
202478	Steering wheel with radio operating panel				•	•
201843	Dashboard in Lounge-Design (bronze)	1			•	•
201857	Dashboard in Techno-Design (alu)	1			•	•
200975	Driver's and passenger seat with double armrests and headrests	1			•	•
202392	Seat heating for driver`s and passanger seat				•	•
200633	Swivel seats in driver's cab	-			•	•
202133	Seat box panel	0,5			•	•
<b>Lighting / Technology</b>						
200178	Fog lamps	1			•	•
202137	Daytime running lights LED	-			•	•
202139	Headlights with black frame	-			•	•
202138	Radiator grill in glossy black	-			•	•
201043	Spare wheel for motorhomes	27			•	•
202712	90 l diesel tank (plus 15 l compared to standard tank)	2			•	•
200488	Exterior mirror electrically adjustable and heatable	-			•	•
202756	Fiat ECO-Pack consisting of: Start-Stop system incl. smart alternator (only possible with 140hp engine)				•	•
<b>Multimedia / Navigation</b>						
252143	Radio DAB+, All-in-One navigations system with camping software, without CD/DVD-drive, antenna, 3 years map update	1			•	•
250233	Radio preparation	1			•	•
251793	Reversing camera incl. Cabling (only in combination with option 202141 and 252143)	1,5			•	•
252715	Headup Display (only possible with package 210006)				•	•


## OPTIONAL EQUIPMENT

Item no.			• = option   - = not available   X = standard	KG	CaraCompact 600 MF	CaraCompact 600 MEG
	<b>Body</b>					
	<b>Windows, doors, ventilation</b>					
100212	Entrance step electrical	10			•	•
102564	Cabin door WEINSBERG PREMIUM (600 mm) with the following additional equipment as compared to WEINSBERG COMFORT door: Multi-locking, covered hinge system, incl. window with pleated shade, integrated umbrella slot, high-quality applications, multi-functional bag in WEINSBERG Design				•	•
102610	Cabin door WEINSBERG EXKLUSIV (600 mm) with the following additional equipment as compared to WEINSBERG PREMIUM electric door: Central locking system, coming-home lighting feature integrated into the window				•	•
102577	Matching multifunctional bag in WEINSBERG design as an extension to the WEINSBERG COMFORT cabin door				•	•
102291	Service hatch driver side (rear storage hatch)				–	•
100602	Vermin protection	2			•	•
101721	Hinged window in the hood	20			•	•
101019	Hook-out window at rear, left-hand side, 70 x 40 cm	13,5			–	•
101666	Hook-out window toilet room, 52 x 50 cm	2			•	–
100750	Midi Heki instead of the front roof hatch	2			•	•
101820	Seitz S7 frame window	–			•	•
101944	Panorama roof window 1300 x 450 mm				–	•
	<b>INTERIOR FITTINGS</b>					
	<b>Living/sleeping</b>					
552574	Fixed bed with EVOPORE HRC mattress incl. WaterGEL pad				•	•
550235	Carpeting in the living room	4			•	•
551796	Conversion from single bed to cross bed	–			–	•
	<b>Upholstery and textiles</b>					
550660	COZY-HOME package includes: 2 decorative cushions, 2 sleeping pillows, 2 blankets, 1 table runner	3				
	EARTH				•	•
	STONE				•	•
	AVOCADO				•	•
	AQUA				•	•
	MAGNOLIA				•	•
	PEACH				•	•
	<b>Gas/Heating/Air conditioning</b>					
351274	Heating Truma Combi E instead of Truma Combi	–			•	•
550825	Electric floor heating	–			•	•
352059	TRUMA CP-Plus digital heating control panel	–			•	•

## OPTIONAL EQUIPMENT

Item no.			• = option   - = not available   X = standard	KG		CaraCompact 600 MF	CaraCompact 600 MEG
352380	Truma iNet system (only possible with option 352059)					•	•
450740	Waste water tank insulated and heated	0,5				•	•
552052	Air condition system Dometic Freshjet 2200	30				•	•
102675	Gas cylinder pull-out for max. 2 x 11 kg gas cylinders	11				•	•
301057	Remote display DuoC (Eis Ex integrated)					•	•
301956	Truma MonoControl CS incl. gas filter	-				•	•
301957	Truma DuoControl CS incl. gas filter	-				•	•
302499	Truma LevelControl (for 1 steel gas bottle, only possible with option 352380)					•	•
300518	Gas external socket					•	•
	<b>Kitchen area</b>						
401257	Fume hood (air circulation)	2				•	•
400369	Gas oven	10				•	•
	<b>Water supply / Sanitary</b>						
452718	Water filter system "BWT - Best-Camp mini"					•	•
	<b>Electric</b>						
551327	Smoke alarm	0,5				•	•
302033	Gas warning system					•	•
552189	Ambience lighting (LED band at the front side storage box on the left, storage box cross to the rear side, storage box kitchen, kitchen top)	-				•	•
252575	Complete antenna system Oyster 60 Premium Twin incl. 24" LED-TV	15				•	•
252444	21,5" TV unit with HD tuner incl. TV holder (bed area)	9				•	•
252445	Complete antenna system Oyster 60 Premium Twin incl. 24" LED-TV	10				•	•
252479	Pre-cabling for TV (bed area)					•	•
252405	TV holder	1				•	•
250201	On-board battery additionally	20				•	•
251949	USB socket	1				•	•
252698	GPS tracker					•	•
	<b>Awning</b>						
501333	405 cm x 250 cm	30				•	•

## TECHNICAL SPECIFICATIONS\*



### CaraHome

### 550 MG

### 600 DKG

### 700 DG

Length (cm)	597	645	741
Width (cm) (external/internal)	230 / 216	230 / 216	230 / 216
Height (cm) (external/internal)	320 / 200	320 / 200	320 / 200
Mass of the unladen vehicle (kg) *	2.625	2.705	2.825
Mass in running order (kg) *	2.780	2.860	3.010
Tecnically maximum authorized laden mass (kg)*	3.500	3.500	3.500
Maximum load capacity (kg) *	720	640	490
Towing capacity (kg)	2.000	2.000	2.000
Wheelbase (cm)	345	345	403
Tyre size 3,5 t	215/70 R15CP	215/70 R15CP	215/70 R15CP
Rim size 3,5 t	6J x 15	6J x 15	6J x 15
Permissible number of persons	4	6	5 (6 mit Auflastung)
Sleeping berths	4	up to 6	up to 6
Bed dimensions, front (cm)	199 x 140	199 x 140	199 x 140
Bed dimensions, centre left side (cm)	–	176 x 100	184 x 100
Bed dimensions, rear (cm)	210 x 135/115	211 x 74 / 194 x 76	210 x 141
Aufbautüre (cm): B x H Tür	60 x 195	60 x 195	60 x 195
Rear storage compartment (cm): W x H hatch (cut-out size)	62,5 x 110 (57,5 x 104,5)	62,5 x 110 (57,5 x 104,5)	80 x 110 (75 x 104,5)
Service hatch for Easy Travel Box, front left (cm) (W x H)	60 x 24	60 x 24	60 x 24
Refrigerator Dometic (volume in litres / option)	106 /-	106 / 190	106 / 190
Water tank (volume in litres)	10**/124***	10**/124***	10**/124***
Waste water tank (volume in litres)	101	101	101
Trumatic C gas heating system with integrated 12 l boiler incl. recirculated air system in living room	Combi 4	Combi 4	Combi 6

Peugeot Boxer 2,2 l BlueHDI 120 with start-stop system; Euro 6d-Temp (88 kW/120 PS) - light

X

X

X

- not provided

\* Please note the section „important information“ on page 54

\*\* The fresh water tank capacity referred to attachment V, part A, cliff. 2.6. Fn. V0 (EU) 1230/2012 depending on vehicle type is limited by a circulation valve to 10 ltr. (suggested filling for running order)

\*\*\* If overflow valve is closed the fresh water tank capacity is about 124 litres.



**Driver's cab / Chassis**

Peugeot Boxer  
 Driver airbag  
 Passenger airbag  
 ABS  
 ESP, hill holder  
 Wide-track chassis  
 Rear / front axle stabiliser  
 Disk brakes  
 Power steering  
 Height-adjustable headlights  
 Reinforced generator  
 Immobiliser system  
 3-point safety belt system  
 Captainchair seats with with double armrests  
 Height-adjustable passenger seat  
 Coated chassis components  
 Exterior mirror electrically adjustable and heatable  
 Central locking for driver's cab, with remote control  
 Electric windows, front  
 Tyre pressure sensors  
 Dashboard in chrome design  
 Breakdown kit

**Body**

Roof of GRP w/ reduced sensitivity of hail  
 Wall thickness : 31 mm  
 Floor thickness : 40 mm  
 Roof and side walls in sandwich design  
 Skin in plain sheet metal, white  
 Rear lamp assembly with LED lights  
 Hinged insulating windows C6 in medium dark level with darkening blind and flyscreen  
 Rooflights with flyscreen and darkening blind  
 High alcove shape with side window on the right  
 Safety net at alcove (alcove) and bunk beds  
 Cabin door: WEINSBERG KOMFORT with automotive locking system, double sealing, without window, 2 foldable clothes hangers  
 Front shading  
 Gas locker door in side wall  
 Rear lowering for motorhome garage  
 Rear garage, depending on layout  
 5 years tightness warranty

**Kitchen**

Large sink made of stainless steel / 3-burner cooker with glass cover  
 Central arrangement of gas control components

Premium quality ball bearing mounted drawer with cutlery insert  
 230V socket outlets  
 Hot-water system with single-lever mixer  
 Work disc extension  
 Laminate kitchen splash back

**Living / Sleeping**

Furniture decor Oregon Ash  
 Upholstery selection: Turin (FIAT), ALU, OCEAN, LEMON  
 EvoPore-HRC-mattresses with wooden slatted fram for fixed beds  
 Foam mattresses for alcove and bunk beds  
 Extendable table, depending on layout  
 Conversion possibility into a bed  
 Ventilated stowage cabinets and chests  
 Profile strips partly in real wood  
 Cloak room (depending on vehicle layout)

**Power Supply**

High-performance living room battery (capacity 75 Ah)  
 Automatic connection/disconnection of starter and body battery  
 Automatic electr. charger for body / vehicle battery  
 CEE outside socket outlet for 230 V with circuit breaker  
 Fault-current circuit breaker  
 Board-Control-Panel with indicators for all important functions  
 Awning lamp  
 Mainly LED lighting in the living room  
 230V socket outlets  
 USB plug  
 Charging booster for body battery

**Gas / Water / Heating / Air conditioning**

Gas locker for gas bottle reserves 2 x 11 kg  
 Hot-water system with single-lever mixer  
 Water pipes laid in insulated area  
 Immersion water pump

**Bathroom**

Bathroom in wood or plastic decor  
 Dometic ceramic cassette toilet with electric pump and swivelling seat  
 Shower with shower curtain or integral shower door, depending on layout  
 Wall / ceiling holder for the shower head  
 Mirror cabinet  
 Roof vent with flyscreen  
 Recessed halogen lighting  
 Shower cubicle de Luxe with PVC cladding and shower door  
 Clothes rail

## PACKAGES

211050	Peugeot package	
212550	Steel rims 16"	
212548	Manual air-conditioning in the driver's cab	
212551	Steering wheel with controls for radio	
212395	Seat box panel	
212401	Tempomat - Cruise Control	

243100	Weinsberg Smart package 17,5 kg	
100602	Flyscreen door	
100750	Midi Heki 700 x 500 mm	
250233	Radio preparation	
450740	Waste water tank insulated and heated	
352059	CP-Plus control panel	
352380	Truma iNet system	
452718	Water filter system "BWT - Best-Camp mini"	

211100	Styling package Peugeot	
212397	Bumper painted	
212482	Aluminium rims 16"	

210001	TV package 24" 12,5 kg	
252575	Complete antenna system Oyster 60 Premium Twin incl. 24" LED-TV	
252405	TV holder	
252479	Pre-cabling for TV (bed area)	

210006	Media package	
252143	Radio DAB+, All-in-One navigations system with camping software, without CD/DVD-drive, antenna, 3 years map update	
251793	Reversing camera incl. Cabling	
252715	Headup Display	

211150	Care-Drive-Peugeot	
212617	Lane-departure warning with auto-dimming function and sign recognition	
212559	Daytime running lights LED	
212560	Rain and light sensors	

MOTORIZATION

	kg	CaraHome 550 MG	CaraHome 600 DKG	CaraHome 700 DG
BASE VEHICLE				
Motorization / Gearbox				
3500kg Chassis				
Peugeot Boxer 3.500 kg, 2,2 l BlueHDI 140 with start-stop system; Euro 6d-Temp (103 kW/140 PS)	-	•	•	•
Peugeot Boxer 3.500 kg, 2,2 l BlueHDI 165 with start-stop system; Euro 6d-Temp (121 kW/165 PS)	-	•	•	•
4.000kg Chassis				
Peugeot Boxer 4.000 kg, 2,2 l BlueHDI 140 with start-stop system; Euro 6d-Temp (103 kW/140 PS)	40	-	-	•
Peugeot Boxer 4.000 kg, 2,2 l BlueHDI 165 with start-stop system; Euro 6d-Temp (121 kW/165 PS)	40	-	-	•

OPTIONAL EQUIPMENT

Item no.		• = option   - = not available   X = standard	KG	CaraHome 550 MG	CaraHome 600 DKG	CaraHome 700 DG
	Gearbox					
	Chassis / Load increase					
212550	Steel rims 16" instead of 15"	-		•	•	•
212482	Aluminium rims 16" - only in combination with Peugeot package	-		•	•	•
202744	17" alloy wheels including tyres (235/60R17), front polished in black gloss in exclusive WEINSBERG Design			•	•	•
202745	17" alloy wheels including tyres (235/60R17), painted in anthracite in exclusive WEINSBERG Design			•	•	•
202746	17" alloy wheels including tyres (235/60R17), front polished in black gloss in exclusive WEINSBERG Design instead of aluminium rims in original tyres (only possible in combination with Styling package)			•	•	•
202747	17" alloy wheels including tyres (235/60R17), painted in anthracite in exclusive WEINSBERG Design instead of aluminium rims in original tyres (only possible in combination with Styling package)			•	•	•
201781	MTPLM upgrade from 3.5 t to 3.65 t	-		•	•	•
102273	MTPLM upgrade garage from 150 kg to 250 kg load capacity			•	•	•
200394	Rear corner steadies		2	•	•	•

## OPTIONAL EQUIPMENT

Item no.		• = option   - = not available   X = standard	KG	CaraHome 550 MG	CaraHome 600 DKG	CaraHome 700 DG
212397	Bumper painted	-		•	•	•
	<b>Transport systems</b>					
200188	Trailer coupling fixed (Load capacity 250 kg instead of 150 kg)	50		•	•	•
100215	Bike rack for 2 bikes (rear); max. loadability 60 kg	6		•	•	•
100216	Bike rack for 3 bikes (rear); max. loadability 60 kg	6,5		•	•	•
100217	Bike rack for 4 bikes (rear); max. loadability 60 kg	7		•	•	•
102735	e.hit - automatically swing-out, integrated rear carrier with double swivel arm for bicycles and transport boxes, including detachable trailer coupling, which is concealed in the bumper, incl. detachable e.base, the accessory base with retractable tail lights and dynamic flashing light as well as the e.carry, the bicycle rear carrier for 2 bicycles with a maximum load of 83 kg (payload in the rear garage 250 kg instead of 150 kg)			•	•	•
102736	e.carry extension set for further 2 bicycles for the e.hit, the integrated rear carrier (only possible in combination with option e.hit), maximum load of 75 kg			•	•	•
102737	e.box: Transport box for the e.hit with 320 l volume and a maximum load of 72 kg. (only possible in combination with the e.hit option)			•	•	•
	<b>Assistance systems</b>					
212401	Cruise control	0,8		•	•	•
212560	Rain and light sensors			•	•	•
212617	Lane-departure warning with auto-dimming function and sign recognition			•	•	•
	<b>Inside</b>					
550610	Driver's cabin black-out folding system for front and side window insulation	4		•	•	•
212548	Manual air-conditioning in the driver's cab	18		•	•	•
212399	Automatic air-conditioning system for driver's cab	21		•	•	•
212618	Automatic air-conditioning system for driver's cab, price difference compared to manual air-conditioning system for driver's cab (in Peugeot package)	21		•	•	•
212402	Leather steering wheel with leather gear lever knob	-		•	•	•
212551	Steering wheel with radio operating panel			•	•	•
200633	Swivel seats in driver's cab	-		•	-	-
212395	Seat box panel	0,5		•	•	•
202392	Seat heating for driver's and passenger seat			•	•	•
	<b>Lighting / Technology</b>					
212616	Fog lamps	1		•	•	•
212559	Daytime running lights LED	-		•	•	•

## OPTIONAL EQUIPMENT

Item no.		• = option   - = not available   X = standard	KG	CaraHome 550 MG	CaraHome 600 DKG	CaraHome 700 DG
201043	Spare wheel for motorhomes		27	•	•	•
201630	Battery switch		-	•	•	•
	<b>Multimedia / Navigation</b>					
252143	Radio DAB+, All-in-One navigations system with camping software, without CD/DVD-drive, antenna, 3 years map update		1	•	•	•
250233	Radio preparation		1	•	•	•
251793	Reversing camera incl. Cabling (only in combination with option 202141 and 252143)		1,5	•	•	•
252715	Headup Display (only possible with package 210006)			•	•	•
	<b>Body</b>					
	<b>Windows, doors, ventilation</b>					
100212	Entrance step electrical		10	•	•	•
102564	Cabin door WEINSBERG PREMIUM (600 mm) with the following additional equipment as compared to WEINSBERG COMFORT door: Multi-locking, covered hinge system, incl. window with pleated shade, integrated umbrella slot, high-quality applications, multi-functional bag in WEINSBERG Design			•	•	•
102610	Cabin door WEINSBERG EXKLUSIV (600 mm) with the following additional equipment as compared to WEINSBERG PREMIUM electric door: Central locking system, coming-home lighting feature integrated into the window			•	•	•
102577	Matching multifunctional bag in WEINSBERG design as an extension to the WEINSBERG COMFORT cabin door			•	•	•
102291	Service hatch driver side (rear storage hatch)			•	•	•
100602	Vermin protection		2	•	•	•
100496	Additional alcove window		2,5	•	•	•
101019	Hook-out window at rear, left-hand side, 70 x 40 cm		13,5	•	-	•
100750	Midi Heki 700 x 500 mm			•	•	•
	<b>INTERIOR FITTINGS</b>					
	<b>Living/sleeping</b>					
552574	Fixed bed with EVOPORE HRC mattress incl. WaterGEL pad			•	-	•
550625	Alcove bed fold-away		8	•	•	•
551856	Bed conversion with pull-out section (seating area)			-	•	•
552299	Failure protection		2	•	•	•
552309	Fabric alcove paneling and net / rubber bands			•	•	•
550234	Carpeting in the driver's cab			•	•	•
550235	Carpeting in the living room		4	•	•	•
552247	ISO-Fix system for two child safety seats		5	•	•	•

## OPTIONAL EQUIPMENT

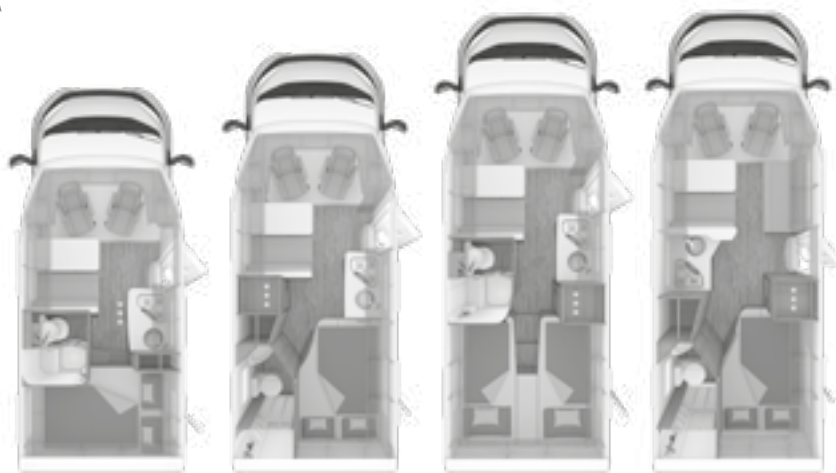
Item no.		• = option   - = not available   X = standard	KG	CaraHome 550 MG	CaraHome 600 DG	CaraHome 700 DG
	<b>Upholstery and textiles</b>					
552188	Upholstery: Active Navy	-		•	•	•
550660	COZY-HOME package includes: 2 decorative cushions, 2 sleeping pillows, 2 blankets, 1 table runner	3				
	<b>EARTH</b>			•	•	•
	<b>STONE</b>			•	•	•
	<b>AVOCADO</b>			•	•	•
	<b>AQUA</b>			•	•	•
	<b>MAGNOLIA</b>			•	•	•
	<b>PEACH</b>			•	•	•
	<b>Gas/Heating/Air conditioning</b>					
351274	Heating Truma Combi E instead of Truma Combi	-		•	•	•
351166	Heating Truma Combi 6 instead of Truma Combi 4	2		•	•	X
550491	Alcove heating	1,5		•	•	•
550825	Electric floor heating	-		•	•	•
352059	TRUMA CP-Plus digital heating control panel	-		•	•	•
352380	Truma iNet system (only possible with option 352059)			•	•	•
450740	Waste water tank insulated and heated	0,5		•	•	•
552052	Air condition system Dometic Freshjet 2200	30		•	•	•
301057	Remote display DuoC (Eis Ex integrated)			•	•	•
301956	Truma MonoControl CS incl. gas filter	-		•	•	•
301957	Truma DuoControl CS incl. gas filter	-		•	•	•
302499	Truma LevelControl (for 1 steel gas bottle, only possible with option 352380)			•	•	•
300518	Gas external socket			•	•	•
	<b>Kitchen area</b>					
400369	Gas oven	10		-	•	•
401257	Fume hood (air circulation)	2		•	•	•
401819	190 I AES refrigerator instead of 107 I Piezo	20		-	•	•

## OPTIONAL EQUIPMENT

Item no.		• = option   - = not available   X = standard	KG	CaraHome 550 MG	CaraHome 600 DG	CaraHome 700 DG
<b>Water supply / Sanitary</b>						
452311	Folding step for toilet			•	•	•
452301	4 additional coat hooks in the bathroom			•	•	•
452718	Water filter system "BWT - Best-Camp mini"			•	•	•
<b>Electric</b>						
551327	Smoke alarm		0,5	•	•	•
302033	Gas warning system			•	•	•
552189	Ambience lighting (LED band at the front side storage box on the left, storage box cross to the rear side, storage box kitchen, kitchen top)		-	•	•	•
252575	Complete antenna system Oyster 60 Premium Twin incl. 24" LED-TV		15	•	•	•
252444	21,5" TV unit with HD tuner incl. TV holder (bed area)		9	•	•	•
252445	Complete antenna system Oyster 60 Premium Twin incl. 24" LED-TV		10	•	•	•
252479	Pre-cabling for TV (bed area)			•	•	•
252405	TV holder		1	•	•	•
250201	On-board battery additionally		20	•	•	•
251949	GSM/GPS Geolocation system (hardware)			•	•	•
252698	GPS tracker		1	•	•	•
<b>Awning</b>						
500893	355 cm x 250 cm		27	•	-	-
501333	405 cm x 250 cm		30	-	•	-
502318	455 cm x 250 cm		32	-	-	•



## TECHNICAL SPECIFICATIONS\*



CaraLoft	550 MG	600 MF	650 MEG	650 MF
Length (cm)	597	645	699	699
Width (cm) (external/internal)	230 / 216	230 / 216	230 / 216	230 / 216
Height (cm) (external/internal)	279 / 200	279 / 200	279 / 200	279 / 200
Mass of the unladen vehicle (kg) *	2.435	2.485	2.545	2.545
Mass in running order (kg) *	2.590	2.640	2.700	2.700
Tecnically maximum authorized laden mass (kg)*	3.500	3.500	3.500	3.500
Maximum load capacity (kg) *	910	860	800	800
Towing capacity (kg)	2.000	2.000	2.000	2.000
Wheelbase (cm)	345	345	380	380
Tyre size 3,5 t	215 / 70 R 15 CP	215 / 70 R 15 CP	215 / 70 R 15 CP	215 / 70 R 15 CP
Rim size 3,5 t	6J x 15	6J x 15	6J x 15	6J x 15
Permissible number of persons	4	4	4	4
Sleeping berths	2	2	2	up to 4
Bed dimensions, lifting bed (optional) (cm)	–	–	–	210 x 123/110
Bed dimensions, rear (cm)	210 x 135/115	201 x 133/103	2 x 201 x 86	201 x 133/103
Entrance door (cm): W x H door	60 x 195	60 x 195	60 x 195	60 x 195
Rear storage compartment (cm): W x H hatch (cut-out size)	62,5 x 110 (57,5 x 104,5)	80 x 80 (75 x 74,5)	80 x 110 (75 x 104,5)	80 x 80 (75 x 74,5)
Service hatch for Easy Travel Box, front left (cm) (W x H)	70 x 40,5	70 x 40,5	70 x 40,5	70 x 40,5
Refrigerator Dometic (volume in litres / option)	106 /-	–	–	–
Refrigerator Thetford (volume in litres / option)	–	145/-	145/-	145/-
Water tank (volume in litres)	10**/100***	10**/100***	10**/100***	10**/100***
Waste water tank (volume in litres)	95	95	95	95
Trumatic C gas heating system with integrated 12 l boiler incl. recirculated air system in living room	Combi 4	Combi 4	Combi 6	Combi 6
Fiat Ducato 3,500 kg; 2.3 l 120 Multijet, front-wheel drive, 6-speed manual gearbox; Euro 6d-Temp (88 kW/120 PS)	X	X	X	X

- not provided

\* Please note the section „important information“ on page 54

\*\* The fresh water tank capacity referred to attachment V, part A, cliff. 2.6. Fn. VO (EU) 1230/2012 depending on vehicle type is limited by a circulation valve to 10 ltr. (suggested filling for running order)

\*\*\* If overflow valve is closed the fresh water tank capacity is about 100 litres.

## STANDARD EQUIPMENT

### Driver's cab / Chassis

Fiat Ducato

Driver airbag

ABS

ESP, hill holder

Wide-track chassis

Rear / front axle stabiliser

Disk brakes

Power steering

Height-adjustable headlights

Immobiliser system

3-point safety belt system

Coated chassis components

Central locking for driver's cab, with remote control

Electric windows, front

Breakdown kit

### Body

Roof of GRP w/ reduced sensitivity of hail

Wall thickness : 31 mm

Floor thickness : 40 mm

Roof and side walls in sandwich design

Skin in plain sheet metal, white

Rear lamp assembly with LED lights

Hinged insulating windows C6 in medium dark level with darkening blind and flyscreen

Rooflights with flyscreen and darkening blind

Cabin door: WEINSBERG KOMFORT with automotive locking system, double sealing, without window, 2 foldable clothes hangers

Front shading

Gas locker door in side wall

Rear lowering for motorhome garage

Rear garage, depending on layout

10 years tightness warranty

### Kitchen

Large sink made of stainless steel / 3-burner cooker with glass cover

Central arrangement of gas control components

Premium quality ball bearing mounted drawer with cutlery insert

230V socket outlets

Hot-water system with single-lever mixer

Work disc extension

Laminate kitchen splash back

### Living / Sleeping

Furniture decor Oregon Ash

Upholstery selection: Turin (FIAT), ALU, OCEAN, LEMON

EvoPore-HRC-mattresses with wooden slatted fram for fixed beds

Extendable table, depending on layout

Conversion possibility into a bed

Ventilated stowage cabinets and chests

Profile strips partly in real wood

Cloak room (depending on vehicle layout)

### Power Supply

High-performance living room battery (capacity 75 Ah)

Automatic connection/disconnection of starter and body battery

Automatic electr. charger for body / vehicle battery

CEE outside socket outlet for 230 V with circuit breaker

Fault-current circuit breaker

Board-Control-Panel with indicators for all important functions

Awning lamp with motion sensor

Mainly LED lighting in the living room

230V socket outlets

USB plug

Charging booster for body battery

### Gas / Water / Heating / Air conditioning

Gas locker for gas bottle reserves 2 x 11 kg

Hot-water system with single-lever mixer

Water pipes laid in insulated area

Immersion water pump

### Bathroom

Bathroom in wood or plastic decor

Dometic ceramic cassette toilet with electric pump and swivelling seat

Shower with shower curtain or integral shower door, depending on layout

Wall / ceiling holder for the shower head

Mirror cabinet

Roof vent with flyscreen

Recessed halogen lighting

Shower cubicle de Luxe with PVC cladding and shower door

## PACKAGES

210012	Fiat package 29 kg	
200176	Manual air-conditioning in the driver's cab	
200488	Exterior mirror electrically adjustable and heatable	
200501	Passenger airbag	
200567	Cruise Control	
200633	Swivel seats in driver's cab	
200975	Driver's and passenger seat with double armrests and headrests	
201952	Passenger's seat adjustable for height	
202132	Steel rims 16" instead of 15"	
202133	Seat box panel	
202478	Steering wheel with radio operating panel	

243150	Weinsberg Smart package 17,5 kg	
100602	Flyscreen door	
100750	Midi Heki 700 x 500 mm	
201788	Bumper front, painted	
250233	Radio preparation	
450740	Waste water tank insulated and heated	
352059	CP-Plus control panel	
352380	Truma iNet system	
452718	Water filter system "BWT - Best-Camp mini"	

210030	Styling package I	
201786	Driver's cab in silver-grey metallic	
201815	Aluminium rims 16"	

210035	Styling package II	
201786	Driver's cab in silver-grey metallic	
201815	Aluminium rims 16"	
202140	Spoiler lips Aluminium Look (skid plate)	
202139	Headlights with black frame	
202138	Radiator grill in glossy black	
202137	Daytime running headlights LED	

210050	Styling package III (10kg)	
202138	Radiator grill in glossy black	
201815	Aluminium rims 16"	
202139	Headlights with black frame	
202140	Spoiler lips Aluminium Look (skid plate)	
202137	Daytime running headlights LED	

PACKAGES

210006	Media package	
252143	Radio DAB+, All-in-One navigations system with camping software, without CD/DVD-drive, antenna, 3 years map update	
251793	Reversing camera incl. Cabling	
252715	Headup Display	

210018	CARE-DRIVE package	
202150	Tyre pressure sensors	
202710	Safety Pack Fiat (consists of: Full Brake Control, Lane Departure Warning System, High-Beam Recognition Traffic Signs Recognition and Rain & Dusk)	

210001	TV package 24" 12,5 kg	
252575	Complete antenna system Oyster 60 Premium Twin incl. 24" LED-TV	
252405	TV holder	
252479	Pre-cabling for TV (bed area)	

MOTORIZATION

	CaraLoft 550 MG	CaraLoft 600 MF	CaraLoft 650 MEG	CaraLoft 650 MF
BASE VEHICLE				
Motorization / Gearbox				
3500kg Chassis				
Fiat Ducato 3,500 kg; 2.3 l 140 Multijet with front-wheel drive, 6-speed manual gearbox; Euro 6d-Temp (103 kW/140 PS)	•	•	•	•
Fiat Ducato 3,500 kg; 2.3 l 160 Multijet with start-stop system incl. smart alternator; front-wheel drive, 6-speed manual gearbox; Euro 6d-Temp (118 kW/160 PS)	•	•	•	•
Fiat Ducato 3,500 kg; 2.3 l 180 Multijet with start-stop system incl. smart alternator; front-wheel drive, 6-speed manual gearbox; Euro 6d-Temp (130 kW/177 PS)	•	•	•	•

## OPTIONAL EQUIPMENT

Item no.		* = option   - = not available   X = standard	KG	CaraLoft 550 MG	CaraLoft 600 MF	CaraLoft 650 MEG	CaraLoft 650 MF
<b>Gearbox</b>							
202711	9-speed torque converter automatic transmission instead of 6-speed manual transmission (only in conjunction with Fiat package, not possible with 120hp engine, 140hp engine only possible with Fiat ECO package, option 202756)		17	•	•	•	•
<b>Chassis / Load increase</b>							
202132	Steel rims 16" instead of 15"		-	•	•	•	•
201815	Aluminium rims 15" - only in combination with FIAT package		-	•	•	•	•
202744	17" alloy wheels including tyres (235/60R17), front polished in black gloss in exclusive WEINSBERG Design			•	•	•	•
202745	17" alloy wheels including tyres (235/60R17), painted in anthracite in exclusive WEINSBERG Design			•	•	•	•
202746	17" alloy wheels including tyres (235/60R17), front polished in black gloss in exclusive WEINSBERG Design instead of aluminium rims in original tyres (only possible in combination with Styling package)			•	•	•	•
202747	17" alloy wheels including tyres (235/60R17), painted in anthracite in exclusive WEINSBERG Design instead of aluminium rims in original tyres (only possible in combination with Styling package)			•	•	•	•
201781	MTPLM upgrade from 3.5 t to 3.65 t		-	•	•	•	•
102273	MTPLM upgrade garage from 150 kg to 250 kg load capacity			•	•	•	•
202766	Coil spring on rear axle - Chassis optimization			•	•	•	•
200394	Rear corner steadies		2	•	•	•	•
201788	Bumper painted		-	•	•	•	•
202140	Spoiler lips Aluminium Look (skid plate)		-	•	•	•	•
<b>Transport systems</b>							
200188	Trailer coupling fixed (Load capacity 250 kg instead of 150 kg)		50	•	•	•	•
100215	Bike rack for 2 bikes (rear); max. loadability 60 kg		6	•	•	•	•
100216	Bike rack for 3 bikes (rear); max. loadability 60 kg		6,5	•	•	•	•
100217	Bike rack for 4 bikes (rear); max. loadability 60 kg		7	•	•	•	•
102735	e.hit - automatically swing-out, integrated rear carrier with double swivel arm for bicycles and transport boxes, including detachable trailer coupling, which is concealed in the bumper, incl. detachable e.base, the accessory base with retractable tail lights and dynamic flashing light as well as the e.carry, the bicycle rear carrier for 2 bicycles with a maximum load of 83 kg (payload in the rear garage 250 kg instead of 150 kg)			•	•	•	•
102736	e.carry extension set for further 2 bicycles for the e.hit, the integrated rear carrier (only possible in combination with option e.hit), maximum load of 75 kg			•	•	•	•
102737	e.box: Transport box for the e.hit with 320 l volume and a maximum load of 72 kg. (only possible in combination with the e.hit option)			•	•	•	•
<b>Assistance systems</b>							
200567	Cruise control		0,8	•	•	•	•
202150	Tyre pressure sensors		1	•	•	•	•

## OPTIONAL EQUIPMENT

Item no.		• = option   - = not available   X = standard	KG	CaraLoft 550 MG	CaraLoft 600 MF	CaraLoft 650 MEG	CaraLoft 650 MF
202710	Safety Pack Fiat (consists of: Full Brake Control, Lane Departure Warning System, High-Beam Recognition Traffic Signs Recognition and Rain & Dusk)			•	•	•	•
201787	Traction aid, "Traction Plus"	3		•	•	•	•
	<b>Inside</b>						
550610	Driver's cabin black-out folding system for front and side window insulation	4		•	•	•	•
200176	Manual air-conditioning in the driver's cab	18		•	•	•	•
200980	Automatic air-conditioning system for driver's cab	21		•	•	•	•
201686	Automatic air-conditioning system for driver's cab, price difference compared to manual air-conditioning system for driver's cab (in Fiat package)	21		•	•	•	•
200501	Passenger airbag	2		•	•	•	•
201952	Passenger's seat adjustable for height	-		•	•	•	•
201519	Leather steering wheel with leather gear lever knob	-		•	•	•	•
202478	Steering wheel with radio operating panel			•	•	•	•
201843	Dashboard in Lounge-Design (bronze)	1		•	•	•	•
201857	Dashboard in Techno-Design (alu)	1		•	•	•	•
200975	Driver's and passenger seat with double armrests and headrests	1		•	•	•	•
202392	Seat heating for driver's and passenger seat			•	•	•	•
200633	Swivel seats in driver's cab	-		•	•	•	•
202133	Seat box panel	0,5		•	•	•	•
	<b>Lighting / Technology</b>						
200178	Fog lamps	1		•	•	•	•
202137	Daytime running lights LED	-		•	•	•	•
202139	Headlights with black frame	-		•	•	•	•
202138	Radiator grill in glossy black	-		•	•	•	•
201043	Spare wheel for motorhomes	27		•	•	•	•
202712	90 l diesel tank (plus 15 l compared to standard tank)	2		•	•	•	•
200488	Exterior mirror electrically adjustable and heatable	-		•	•	•	•
202756	Fiat ECO-Pack consisting of: Start-Stop system incl. smart alternator (only possible with 140hp engine)			•	•	•	•
	<b>Multimedia / Navigation</b>						
252143	Radio DAB+, All-in-One navigations system with camping software, without CD/DVD-drive, antenna, 3 years map update	1		•	•	•	•
250233	Radio preparation	1		•	•	•	•
251793	Reversing camera incl. Cabling (only in combination with optio 252143)	1,5		•	•	•	•
252715	Headup Display (only possible with package 210006)			•	•	•	•

## OPTIONAL EQUIPMENT

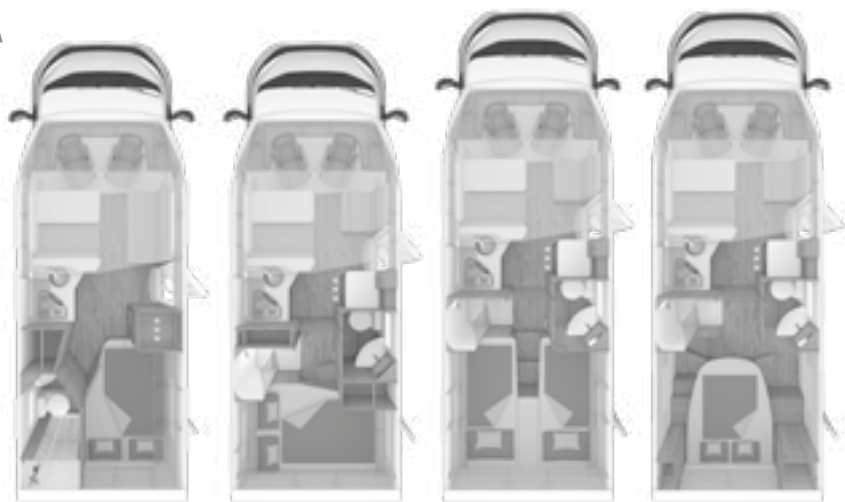
Item no.			• = option   - = not available   X = standard	KG	CaraLoft 550 MG	CaraLoft 600 MF	CaraLoft 650 MEG	CaraLoft 650 MF
	<b>Body</b>							
	<b>Windows, doors, ventilation</b>							
100212	Entrance step electrical	10			•	•	•	•
102564	Cabin door WEINSBERG PREMIUM (600 mm) with the following additional equipment as compared to WEINSBERG COMFORT door: Multi-locking, covered hinge system, incl. window with pleated shade, integrated umbrella slot, high-quality applications, multi-functional bag in WEINSBERG Design				•	•	•	•
102610	Cabin door WEINSBERG EXKLUSIV (600 mm) with the following additional equipment as compared to WEINSBERG PREMIUM electric door: Central locking system, coming-home lighting feature integrated into the window				•	•	•	•
102577	Matching multifunctional bag in WEINSBERG design as an extension to the WEINSBERG COMFORT cabin door				•	•	•	•
102291	Service hatch driver side (rear storage hatch)				•	–	•	–
100602	Vermin protection	2			•	•	•	•
101721	Hinged window in the hood	15			•	•	•	•
101019	Hook-out window at rear, left-hand side, 70 x 40 cm	13,5			•	–	•	–
101666	Hook out window toilet room incl. cassette combi blind				–	•	–	•
100750	Midi Heki 700 x 500 mm				•	•	•	•
	<b>INTERIOR FITTINGS</b>							
	<b>Living/sleeping</b>							
552574	Fixed bed with EVOPORE HRC mattress incl. WaterGEL pad				•	•	•	•
551796	Conversion from single bed to cross bed	–			–	–	•	–
550234	Carpeting in the driver's cab				•	•	•	•
550235	Carpeting in the living room	4			•	•	•	•
551773	Additional seat with safety belt	8			–	–	–	•
552247	ISO-Fix system for two child safety seats	5			•	•	•	•
	<b>Upholstery and textiles</b>							
552188	Upholstery: Active Navy	–			•	•	•	•
550660	COZY-HOME package includes: 2 decorative cushions, 2 sleeping pillows, 2 blankets, 1 table runner	3						
	EARTH				•	•	•	•
	STONE				•	•	•	•
	AVOCADO				•	•	•	•
	AQUA				•	•	•	•
	MAGNOLIA				•	•	•	•
	PEACH				•	•	•	•
	<b>Gas/Heating/Air conditioning</b>							
351274	Heating Truma Combi E instead of Truma Combi	–			•	•	•	•



## OPTIONAL EQUIPMENT

Item no.			• = option   - = not available   X = standard	KG	CaraLoft 550 MG	CaraLoft 600 MF	CaraLoft 650 MEG	CaraLoft 650 MF
351166	Heating Truma Combi 6 instead of Truma Combi 4	2			•	•	X	X
550825	Electric floor heating	-			•	•	•	•
352059	TRUMA CP-Plus digital heating control panel	-			•	•	•	•
352380	Truma iNet system (only possible with option 352059)				•	•	•	•
450740	Waste water tank insulated and heated	0,5			•	•	•	•
552052	Air condition system Dometic Freshjet 2200	30			•	•	•	•
301057	Remote display DuoC (Eis Ex integrated)				•	•	•	•
301956	MonoControl CS gas regulator with safety valve	-			•	•	•	•
301957	DuoControl CS gas regulator with safety valve	-			•	•	•	•
302499	Truma LevelControl (for 1 steel gas bottle, only possible with option 352380)				•	•	•	•
300518	Gas external socket				•	•	•	•
	<b>Kitchen area</b>							
401257	Fume hood (air circulation)	2			•	•	•	•
402417	Automatic energy selection for refrigerator (AES)				-	•	•	•
	<b>Water supply / Sanitary</b>							
452718	Water filter system "BWT - Best-Camp mini"				•	•	•	•
	<b>Electric</b>							
551327	Smoke alarm	0,5			•	•	•	•
302033	Gas warning system				•	•	•	•
552189	Ambience lighting (LED band at the front side storage box on the left, storage box cross to the rear side, storage box kitchen, kitchen top)	-			•	•	•	•
252575	Complete antenna system Oyster 60 Premium Twin incl. 24" LED-TV	15			•	•	•	•
252444	21,5" TV unit with HD tuner incl. TV holder (bed area)	9			•	•	•	•
252445	Complete antenna system Oyster 60 Premium Twin incl. 24" LED-TV	10			•	•	•	•
252479	Pre-cabling for TV (bed area)				•	•	•	•
252405	TV holder	1			•	•	•	•
250201	On-board battery additionally	20			•	•	•	•
251949	USB socket				•	•	•	•
252698	GPS tracker	1			•	•	•	•
	<b>Awning</b>							
500892	305 cm x 250 cm	25			•	-	-	-
500893	355 cm x 250 cm	27			-	•	-	-
501333	405 cm x 250 cm	30			-	-	•	•

## TECHNICAL SPECIFICATIONS\*



CaraSuite	650 MF	650 MG	700 ME	700 MX
Length (cm)	699	699	741	741
Width (cm) (external/internal)	230 / 216	230 / 216	230 / 216	230 / 216
Height (cm) (external/internal)	294 / 215	294 / 215	294 / 215	294 / 215
Mass of the unladen vehicle (kg) *	2.655	2.655	2.735	2.735
Mass in running order (kg) *	2.810	2.810	2.890	2.890
Tecnically maximum authorized laden mass (kg)*	3.500	3.500	3.500	3.500
Maximum load capacity (kg) *	690	690	610	610
Towing capacity (kg)	2.000	2.000	2.000	2.000
Wheelbase (cm)	380	403	403	403
Tyre size 3,5 t	215 / 70 R 15 CP	215 / 70 R 15 CP	215 / 70 R 15 CP	215 / 70 R 15 CP
Rim size 3,5 t	6J x 15	6J x 15	6J x 15	6J x 15
Permissible number of persons	4	4	4	4
Sleeping berths	up to 6	up to 5	up to 5	up to 5
Lifting bed (cm)	192 x 140	192 x 140/120	192 x 140/120	192 x 140/120
Bed dimensions, lifting bed (optional) (cm)	210 x 123/110	210 x 123/72	210 x 123/72	210 x 123/72
Bed dimensions, rear (cm)	201 x 133/103	210 x 135/123	2 x 201 x 86	200/190 x 140
Entrance door (cm): W x H door	60 x 195	60 x 195	60 x 195	60 x 195
Rear storage compartment (cm): W x H hatch (cut-out size)	80 x 80 (75 x 74,5)	80 x 110 (57,5 x 104,5)	80 x 110 (75 x 104,5)	72,5 x 110 (67,5 x 84)
Service hatch for Easy Travel Box, front left (cm) (W x H)	70 x 40,5	70 x 40,5	70 x 40,5	70 x 40,5
Refrigerator Thetford (volume in litres / option)	145/-	145/-	145/-	145/-
Water tank (volume in litres)	10**/100***	10**/100***	10**/100***	10**/100***
Waste water tank (volume in litres)	95	95	95	95
Trumatic C gas heating system with integrated 12 l boiler incl. recirculated air system in living room	Combi 6	Combi 6	Combi 6	Combi 6
Fiat Ducato 3,500 kg; 2.3 l 120 Multijet, front-wheel drive, 6-speed manual gearbox; Euro 6d-Temp (88 kW/120 PS)	X	X	X	X

- not provided

\* Please note the section „important information“ on page 54

\*\* The fresh water tank capacity referred to attachment V, part A, cliff. 2.6. Fn. VO (EU) 1230/2012 depending on vehicle type is limited by a circulation valve to 10 ltr. (suggested filling for running order)

\*\*\* If overflow valve is closed the fresh water tank capacity is about 100 litres.

## STANDARD EQUIPMENT

### Driver's cab / Chassis

Fiat Ducato

Driver airbag

ABS

ESP, hill holder

Wide-track chassis

Rear / front axle stabiliser

Disk brakes

Power steering

Height-adjustable headlights

Immobiliser system

3-point safety belt system

Coated chassis components

Central locking for driver's cab, with remote control

Electric windows, front

Breakdown kit

### Body

Roof of GRP w/ reduced sensitivity of hail

Wall thickness : 31 mm

Floor thickness : 40 mm

Roof and side walls in sandwich design

Skin in plain sheet metal, white

Rear lamp assembly with LED lights

Hinged insulating windows C6 in medium dark level with darkening blind and flyscreen

Rooflights with flyscreen and darkening blind

Cabin door: WEINSBERG KOMFORT with automotive locking system, double sealing, without window, 2 foldable clothes hangers

Front shading

Gas locker door in side wall

Rear lowering for motorhome garage

Rear garage, depending on layout

10 years tightness warranty

### Kitchen

Large sink made of stainless steel / 3-burner cooker with glass cover

Central arrangement of gas control components

Premium quality ball bearing mounted drawer with cutlery insert

230V socket outlets

Hot-water system with single-lever mixer

Work disc extension

Laminate kitchen splash back

### Living / Sleeping

Furniture decor Oregon Ash

Upholstery selection: Turin (FIAT), ALU, OCEAN, LEMON

EvoPore-HRC-mattresses with wooden slatted fram for fixed beds

Extendable table, depending on layout

Conversion possibility into a bed

Ventilated stowage cabinets and chests

Profile strips partly in real wood

Cloak room (depending on vehicle layout)

### Power Supply

High-performance living room battery (capacity 75 Ah)

Automatic connection/disconnection of starter and body battery

Automatic electr. charger for body / vehicle battery

CEE outside socket outlet for 230 V with circuit breaker

Fault-current circuit breaker

Board-Control-Panel with indicators for all important functions

Awning lamp with motion sensor

Mainly LED lighting in the living room

230V socket outlets

USB plug

Charging booster for body battery

### Gas / Water / Heating / Air conditioning

Gas locker for gas bottle reserves 2 x 11 kg

Hot-water system with single-lever mixer

Water pipes laid in insulated area

Immersion water pump

### Bathroom

Bathroom in wood or plastic decor

Dometic ceramic cassette toilet with electric pump and swivelling seat

Shower with shower curtain or integral shower door, depending on layout

Wall / ceiling holder for the shower head

Mirror cabinet

Roof vent with flyscreen

Recessed halogen lighting

Shower cubicle de Luxe with PVC cladding and shower door

## PACKAGES

210012	Fiat package 29 kg	
200176	Manual air-conditioning in the driver's cab	
200488	Exterior mirror electrically adjustable and heatable	
200501	Passenger airbag	
200567	Cruise Control	
200633	Swivel seats in driver's cab	
200975	Driver's and passenger seat with double armrests and headrests	
201952	Passenger's seat adjustable for height	
202132	Steel rims 16" instead of 15"	
202133	Seat box panel	
202478	Steering wheel with radio operating panel	

243150	Weinsberg Smart package 17,5 kg	
100602	Flyscreen door	
100750	Midi Heki 700 x 500 mm	
201788	Bumper front, painted	
250233	Radio preparation	
450740	Waste water tank insulated and heated	
352059	CP-Plus control panel	
352380	Truma iNet system	
452718	Water filter system "BWT - Best-Camp mini"	

210030	Styling package I	
201786	Driver's cab in silver-grey metallic	
201815	Aluminium rims 16"	

210035	Styling package II	
201786	Driver's cab in silver-grey metallic	
201815	Aluminium rims 16"	
202140	Spoiler lips Aluminium Look (skid plate)	
202139	Headlights with black frame	
202138	Radiator grill in glossy black	
202137	Daytime running headlights LED	

210050	Styling package III (10kg)	
202138	Radiator grill in glossy black	
201815	Aluminium rims 16"	
202139	Headlights with black frame	
202140	Spoiler lips Aluminium Look (skid plate)	
202137	Daytime running headlights LED	

PACKAGES

210006	Media package	
252143	Radio DAB+, All-in-One navigations system with camping software, without CD/DVD-drive, antenna, 3 years map update	
251793	Reversing camera incl. Cabling	
252715	Headup Display	

210018	CARE-DRIVE package	
202150	Tyre pressure sensors	
202710	Safety Pack Fiat (consists of: Full Brake Control, Lane Departure Warning System, High-Beam Recognition Traffic Signs Recognition and Rain & Dusk)	

210001	TV package 24" 12,5 kg	
252575	Complete antenna system Oyster 60 Premium Twin incl. 24" LED-TV	
252405	TV holder	
252479	Pre-cabling for TV (bed area)	

MOTORIZATION

	CaraSuite 650 MF	CaraSuite 650 MG	CaraSuite 700 ME	CaraSuite 700 MX
BASE VEHICLE				
Motorization / Gearbox				
3500kg Chassis				
Fiat Ducato 3,500 kg; 2.3 l 140 Multijet with front-wheel drive, 6-speed manual gearbox; Euro 6d-Temp (103 kW/140 PS)	•	•	•	•
Fiat Ducato 3,500 kg; 2.3 l 160 Multijet with start-stop system incl. smart alternator; front-wheel drive, 6-speed manual gearbox; Euro 6d-Temp (118 kW/160 PS)	•	•	•	•
Fiat Ducato 3,500 kg; 2.3 l 180 Multijet with start-stop system incl. smart alternator; front-wheel drive, 6-speed manual gearbox; Euro 6d-Temp (130 kW/177 PS)	•	•	•	•

## OPTIONAL EQUIPMENT

Item no.			• = option   - = not available   X = standard	KG	CaraSuite 650 MF	CaraSuite 650 MG	CaraSuite 700 ME	CaraSuite 700 MX
<b>Gearbox</b>								
202711	9-speed torque converter automatic transmission instead of 6-speed manual transmission (only in conjunction with Fiat package, not possible with 120hp engine, 140hp engine only possible with Fiat ECO package, option 202756)	17			•	•	•	•
<b>Chassis / Load increase</b>								
202132	Steel rims 16" instead of 15"	-			•	•	•	•
201815	Aluminium rims 15" - only in combination with FIAT package	-			•	•	•	•
202744	17" alloy wheels including tyres (235/60R17), front polished in black gloss in exclusive WEINSBERG Design				•	•	•	•
202745	17" alloy wheels including tyres (235/60R17), painted in anthracite in exclusive WEINSBERG Design				•	•	•	•
202746	17" alloy wheels including tyres (235/60R17), front polished in black gloss in exclusive WEINSBERG Design instead of aluminium rims in original tyres (only possible in combination with Styling package)				•	•	•	•
202747	17" alloy wheels including tyres (235/60R17), painted in anthracite in exclusive WEINSBERG Design instead of aluminium rims in original tyres (only possible in combination with Styling package)				•	•	•	•
201781	MTPLM upgrade from 3.5 t to 3.65 t	-			•	•	•	•
102273	MTPLM upgrade garage from 150 kg to 250 kg load capacity				•	•	•	•
202766	Coil spring on rear axle - Chassis optimization				•	•	•	•
200394	Rear corner steadies	2			•	•	•	•
201788	Bumper painted	-			•	•	•	•
202140	Spoiler lips Aluminium Look (skid plate)	-			•	•	•	•
<b>Transport systems</b>								
200188	Trailer coupling fixed (Load capacity 250 kg instead of 150 kg)	50			•	•	•	•
100215	Bike rack for 2 bikes (rear); max. loadability 60 kg	6			•	•	•	•
100216	Bike rack for 3 bikes (rear); max. loadability 60 kg	6,5			•	•	•	•
100217	Bike rack for 4 bikes (rear); max. loadability 60 kg)	7			•	•	•	•
102735	e.hit - automatically swing-out, integrated rear carrier with double swivel arm for bicycles and transport boxes, including detachable trailer coupling, which is concealed in the bumper, incl. detachable e.base, the accessory base with retractable tail lights and dynamic flashing light as well as the e.carry, the bicycle rear carrier for 2 bicycles with a maximum load of 83 kg (payload in the rear garage 250 kg instead of 150 kg)				•	•	•	•
102736	e.carry extension set for further 2 bicycles for the e.hit, the integrated rear carrier (only possible in combination with option e.hit), maximum load of 75 kg				•	•	•	•
102737	e.box: Transport box for the e.hit with 320 l volume and a maximum load of 72 kg. (only possible in combination with the e.hit option)				•	•	•	•
<b>Assistance systems</b>								
200567	Cruise control	0,8			•	•	•	•
202150	Tyre pressure sensors	1			•	•	•	•

## OPTIONAL EQUIPMENT

Item no.		• = option   - = not available   X = standard	KG	CaraSuite 650 MF	CaraSuite 650 MG	CaraSuite 700 ME	CaraSuite 700 MX
202710	Safety Pack Fiat (consists of: Full Brake Control, Lane Departure Warning System, High-Beam Recognition Traffic Signs Recognition and Rain & Dusk)			•	•	•	•
201787	Traction aid, "Traction Plus"	3		•	•	•	•
	<b>Inside</b>						
550610	Driver's cabin black-out folding system for front and side window insulation	4		•	•	•	•
200176	Manual air-conditioning in the driver's cab	18		•	•	•	•
200980	Automatic air-conditioning system for driver's cab	21		•	•	•	•
201686	Automatic air-conditioning system for driver's cab, price difference compared to manual air-conditioning system for driver's cab (in Fiat package)	21		•	•	•	•
200501	Passenger airbag	2		•	•	•	•
201952	Passenger's seat adjustable for height	-		•	•	•	•
201519	Leather steering wheel with leather gear lever knob	-		•	•	•	•
202478	Steering wheel with radio operating panel			•	•	•	•
201843	Dashboard in Lounge-Design (bronze)	1		•	•	•	•
201857	Dashboard in Techno-Design (alu)	1		•	•	•	•
200975	Driver's and passenger seat with double armrests and headrests	1		•	•	•	•
202392	Seat heating for driver`s and passenger seat			•	•	•	•
200633	Swivel seats in driver's cab	-		•	•	•	•
202133	Seat box panel	0,5		•	•	•	•
	<b>Lighting / Technology</b>						
200178	Fog lamps	1		•	•	•	•
202137	Daytime running lights LED	-		•	•	•	•
202139	Headlights with black frame	-		•	•	•	•
202138	Radiator grill in glossy black	-		•	•	•	•
201043	Spare wheel for motorhomes	27		•	•	•	•
202712	90 l diesel tank (plus 15 l compared to standard tank)	2		•	•	•	•
200488	Exterior mirror electrically adjustable and heatable	-		•	•	•	•
202756	Fiat ECO-Pack consisting of: Start-Stop system incl. smart alternator (only possible with 140hp engine)			•	•	•	•
	<b>Multimedia / Navigation</b>						
252143	Radio DAB+, All-in-One navigations system with camping software, without CD/DVD-drive, antenna, 3 years map update	1		•	•	•	•
250233	Radio preparation	1		•	•	•	•
251793	Reversing camera incl. Cabling (only in combination with option 252143)	1,5		•	•	•	•
252715	Headup Display (only possible with package 210006)			•	•	•	•

## OPTIONAL EQUIPMENT


Item no.			• = option   - = not available   X = standard	KG	CaraSuite 650 MF	CaraSuite 650 MG	CaraSuite 700 ME	CaraSuite 700 MX
	<b>Body</b>							
	<b>Windows, doors, ventilation</b>							
100212	Entrance step electrical	10			•	•	•	•
102564	Cabin door WEINSBERG PREMIUM (600 mm) with the following additional equipment as compared to WEINSBERG COMFORT door: Multi-locking, covered hinge system, incl. window with pleated shade, integrated umbrella slot, high-quality applications, multi-functional bag in WEINSBERG Design				•	•	•	•
102610	Cabin door WEINSBERG EXKLUSIV (600 mm) with the following additional equipment as compared to WEINSBERG PREMIUM electric door: Central locking system, coming-home lighting feature integrated into the window				•	•	•	•
102577	Matching multifunctional bag in WEINSBERG design as an extension to the WEINSBERG COMFORT cabin door				•	•	•	•
102291	Service hatch driver side (rear storage hatch)				–	•	•	•
100602	Vermin protection	2			•	•	•	•
101721	Hinged window in the hood	15			•	•	•	•
101019	Hook-out window at rear, left-hand side, 70 x 40 cm	13,5			–	•	•	•
101666	Hook out window toilet room incl. cassette combi blind				•	•	•	•
100750	Midi Heki 700 x 500 mm				•	•	•	•
	<b>INTERIOR FITTINGS</b>							
	<b>Living/sleeping</b>							
552574	Fixed bed with EVOPORE HRC mattress incl. WaterGEL pad (not for lifting bed)				•	•	•	•
551946	Storage box instead of folding bed	–			•	•	•	•
551796	Conversion from single bed to cross bed	–			–	–	•	–
550234	Carpeting in the driver's cab				•	•	•	•
550235	Carpeting in the living room	4			•	•	•	•
551773	Additional seat with safety belt	8			•	•	•	•
552247	ISO-Fix system for two child safety seats	5			•	•	•	•
	<b>Upholstery and textiles</b>							
552188	Upholstery: Active Navy	–			•	•	•	•
550660	COZY-HOME package includes: 2 decorative cushions, 2 sleeping pillows, 2 blankets, 1 table runner	3						
	EARTH				•	•	•	•
	STONE				•	•	•	•
	AVOCADO				•	•	•	•
	AQUA				•	•	•	•
	MAGNOLIA				•	•	•	•
	PEACH				•	•	•	•



## OPTIONAL EQUIPMENT

Item no.				* = option   - = not available   X = standard	KG	CaraSuite 650 MF	CaraSuite 650 MG	CaraSuite 700 ME	CaraSuite 700 MX
	<b>Gas/Heating/Air conditioning</b>								
351274	Heating Truma Combi E instead of Truma Combi	-				•	•	•	•
351166	Heating Truma Combi 6 instead of Truma Combi 4	2				X	X	X	X
550825	Electric floor heating - in combination with lifting bed (Opt. 551746) not available in the whole model!	-				•	•	•	•
352059	TRUMA CP-Plus digital heating control panel	-				•	•	•	•
352380	Truma iNet system (only possible with option 352059)					•	•	•	•
450740	Waste water tank insulated and heated	0,5				•	•	•	•
552052	Air condition system Dometic Freshjet 2200	30				•	•	•	•
301057	Remote display DuoC (Eis Ex integrated)					•	•	•	•
301956	MonoControl CS gas regulator with safety valve	-				•	•	•	•
301957	DuoControl CS gas regulator with safety valve	-				•	•	•	•
302499	Truma LevelControl (for 1 steel gas bottle, only possible with option 352380)					•	•	•	•
300518	Gas external socket					•	•	•	•
	<b>Kitchen area</b>								
401257	Fume hood (air circulation)	2				•	•	•	•
402417	Automatic energy selection for refrigerator (AES)					•	•	•	•
	<b>Water supply / Sanitary</b>								
452718	Water filter system "BWT - Best-Camp mini"					•	•	•	•
	<b>Electric</b>								
551327	Smoke alarm	0,5				•	•	•	•
302033	Gas warning system					•	•	•	•
552189	Ambience lighting (LED band at the front side storage box on the left, storage box cross to the rear side, storage box kitchen, kitchen top)	-				•	•	•	•
252575	Complete antenna system Oyster 60 Premium Twin incl. 24" LED-TV	15				•	•	•	•
252444	21,5" TV unit with HD tuner incl. TV holder (bed area)	9				•	•	•	•
252445	Complete antenna system Oyster 60 Premium Twin incl. 24" LED-TV	10				•	•	•	•
252479	Pre-cabling for TV (bed area)					•	•	•	•
252405	TV holder	1				•	•	•	•
250201	On-board battery additionally	20				•	•	•	•
251949	USB socket					•	•	•	•
252698	GPS tracker	1				•	•	•	•
	<b>Awning</b>								
501333	405 cm x 250 cm	30				•	•	•	•

## TECHNICAL SPECIFICATIONS\*



### CaraCore

### 650 MF

### 650 MEG

### 700 MEG

Length (cm)	699	699	741
Width (cm) (external/internal)	232 / 218	232 / 218	232 / 218
Height (cm) (external/internal)	279 / 200	279 / 200	279 / 200
Mass of the unladen vehicle (kg) *	2.775	2.775	2.930
Mass in running order (kg) *	2.930	2.930	3.085
Tecnically maximum authorized laden mass (kg)*	3.500	3.500	3.500
Maximum load capacity (kg) *	570	570	415
Towing capacity (kg)	2.000	2.000	2.000
Wheelbase (cm)	380	380	403
Tyre size 3,5 t	215 / 70 R 15 CP	215 / 70 R 15 CP	215 / 70 R 15 CP
Rim size 3,5 t	6J x 15	6J x 15	6J x 15
Permissible number of persons	4	4	4
Sleeping berths	up to 5	4	up to 5
Lifting bed (cm)	193x150	193x150	193x150
Bed dimensions, lifting bed (optional) (cm)	209x106	-	209x106/50
Bed dimensions, rear (cm)	201 x 133/103	2 x 201 x 87	2 x 201 x 87
Entrance door (cm): W x H door	70x195	70x195	70x195
Rear storage compartment (cm): W x H hatch (cut-out size)	80x80 (75x74,5)	80 x 110 (75 x 104,5)	80 x 110 (75 x 104,5)
Service hatch for Easy Travel Box, front left (cm) (W x H)	70x40	70x40	70x40
Refrigerator Thetford with AES (volume in litres / option)	142	142	142
Water tank (volume in litres)	10**/100***	10**/100***	10**/100***
Waste water tank (volume in litres)	95	95	95
Trumatic C gas heating system with integrated 12 l boiler incl. recirculated air system in living room	Combi 6 plus	Combi 6 plus	Combi 6 plus
<b>Fiat Ducato 3.500 kg; 2,3 l 120 Multijet, front-wheel drive, 6-speed manual gearbox; Euro 6d-Temp (88 kW/120 PS)</b>	<b>X</b>	<b>X</b>	<b>X</b>

- not provided

\* Please note the section „important information“ on page 54

\*\* The fresh water tank capacity referred to attachment V, part A, cliff. 2.6. Fn. V0 (EU) 1230/2012 depending on vehicle type is limited by a circulation valve to 10 ltr. (suggested filling for running order)

\*\*\* If overflow valve is closed the fresh water tank capacity is about 100 litres.

## STANDARD EQUIPMENT

### Driver's cab / Chassis

Fiat Ducato  
 Driver airbag  
 ABS  
 ESP, hill holder  
 Wide-track chassis  
 Rear / front axle stabiliser  
 Disk brakes  
 Power steering  
 Full-LED headlights, height-adjustable  
 Full-LED rearlights  
 Immobiliser system  
 3-point safety belt system  
 Breakdown kit

### Body

Roof of GRP w/ reduced sensitivity of hail  
 Wall thickness : 31 mm  
 Floor thickness : 40 mm  
 Roof and side walls in sandwich design  
 Skin in plain sheet metal, white  
 Rear lamp assembly with LED lights  
 Hinged insulating windows C6 in medium dark level with darkening blind and flyscreen  
 Rooflights with flyscreen and darkening blind  
 Cabin door: WEINSBERG KOMFORT with automotive locking system, double sealing, without window, 2 foldable clothes hangers  
 Front shading manual  
 Gas locker door in side wall  
 Rear lowering for motorhome garage  
 Rear garage, depending on layout  
 10 years tightness warranty  
 Sliding window on passenger side

### Kitchen

Large sink made of stainless steel/3-burner hob with electric ignition; with glass cover  
 Central arrangement of gas control components  
 Premium quality ball bearing mounted drawer with softclose and cutlery insert  
 230V socket outlets  
 Hot-water system with single-lever mixer  
 Work disc extension  
 Laminate kitchen splash back

### Living / Sleeping

Furniture decor Tiberino  
 Upholstery selection: TURIN (FIAT), FOREST, STONE WATER, BLOOM, DUSK  
 EvoPore-HRC-mattresses with wooden slatted fram for fixed beds  
 Extendable table, depending on layout  
 Conversion possibility into a bed (depends on layout)  
 Ventilated stowage cabinets and chests  
 Profile strips partly in real wood  
 Cloak room (depending on vehicle layout)  
 Kiiper nets for 2 shelves each - rear right and left (depending on layout)

### Power Supply

High-performance living room battery (capacity 75 Ah)  
 Automatic connection/disconnection of starter and body battery  
 Automatic electr. charger for body / vehicle battery  
 CEE outside socket outlet for 230 V with circuit breaker  
 Fault-current circuit breaker  
 Board-Control-Panel with indicators for all important functions  
 Awning lamp with motion sensor  
 Mainly LED lighting in the living room  
 230V socket outlets  
 USB plug  
 Charging booster for body battery

### Gas / Water / Heating / Air conditioning

Gas locker for gas bottle reserves 2 x 11 kg  
 Hot-water system with single-lever mixer  
 Water pipes laid in insulated area  
 Immersion water pump  
 Heating Truma Combi 6

### Bathroom

Bathroom in wood or plastic decor  
 Dometic ceramic cassette toilet with electric pump and swivelling seat  
 Shower with rigid door  
 Wall / ceiling holder for the shower head  
 Mirror cabinet  
 Roof vent with flyscreen  
 Recessed halogen lighting

## PACKAGES

210012	Fiat package (29 kg)	
200176	Manual air-conditioning in the driver's cab	
200488	Exterior mirror electrically adjustable and heatable	
200501	Passenger airbag	
200567	Cruise Control	
200633	Swivel seats in driver's cab	
200975	Driver's and passenger seat with double armrests and headrests	
201952	Passenger's seat adjustable for height	
202132	Steel rims 16" instead of 15"	
202133	Seat box panel	
202478	Steering wheel with radio operating panel	

Weinsberg Smart package 17,5 kg		
100602	Flyscreen door	
100750	Midi Heki 700 x 500 mm	
250233	Radio preparation	
450740	Waste water tank insulated and heated	
352059	CP-Plus control panel	
352380	Truma iNet system	
252729	Socket in garage	
102254	Clear glass roof hood over lifting bed	
550610	Textile shading for front and side windows, can be pulled out from the right and left side	
102731	Cabin door	
452718	Water filter system "BWT - Best-Camp mini"	

210056	Styling package	
102738	Headlight surround and grill black glossy	
102740	Intake border black glossy	
102739	Intake air intake/inner surface black glossy	
201815	Aluminium rims 16"	
102741	Inserts in side wall aprons black	
102742	Design foils sidewall / rear	

PACKAGES

210001	TV package 24"	
252575	Complete antenna system Oyster 60 Premium Twin incl. 24" LED-TV	
252405	TV holder	
252479	Pre-cabling for TV (bed area)	

210006	Media package	
252143	Radio DAB+, All-in-One navigations system with camping software, without CD/DVD-drive, antenna, 3 years map update	
251793	Reversing camera incl. Cabling	
252715	Headup Display	

MOTORIZATION

	KG	CaraCore 650 MF	CaraCore 650 MEG	CaraCore 700 MEG
BASE VEHICLE				
Motorization / Gearbox				
3.500kg Chassis				
Fiat Ducato 3,500 kg; 2.3 l 140 Multijet with front-wheel drive, 6-speed manual gearbox; Euro 6d-Temp (103 kW/140 PS)	-	•	•	•
Fiat Ducato 3,500 kg; 2.3 l 160 Multijet with start-stop system incl. smart alternator; front-wheel drive, 6-speed manual gearbox; Euro 6d-Temp (118 kW/160 PS)	-	•	•	•
Fiat Ducato 3,500 kg; 2.3 l 180 Multijet with start-stop system incl. smart alternator; front-wheel drive, 6-speed manual gearbox; Euro 6d-Temp (130 kW/177 PS)	-	•	•	•
4.000kg Chassis				
Fiat Ducato 4,000 kg; 2.3 l 140 Multijet with front-wheel drive, 6-speed manual gearbox; Euro 6d-Temp (103 kW/140 PS)	40	•	•	•
Fiat Ducato 4,000 kg; 2.3 l 160 Multijet with start-stop system incl. smart alternator; front-wheel drive, 6-speed manual gearbox; Euro 6d-Temp (118 kW/160 PS)	40	•	•	•
Fiat Ducato 4,000 kg; 2.3 l 180 Multijet with start-stop system incl. smart alternator; front-wheel drive, 6-speed manual gearbox; Euro 6d-Temp (130 kW/177 PS)	40	•	•	•

## OPTIONAL EQUIPMENT

Item no.			• = option   - = not available   X = standard	KG	CaraCore 650 MF	CaraCore 650 MEG	CaraCore 700 MEG
<b>Gearbox</b>							
202711	9-speed torque converter automatic transmission instead of 6-speed manual transmission (only in conjunction with Fiat package, not possible with 120hp engine, 140hp engine only possible with Fiat ECO package, option 202756)	17			•	•	•
<b>Chassis / Load increase</b>							
202132	Steel rims 16" instead of 15"	-			•	•	•
201815	Aluminium rims 15" - only in combination with FIAT package	-			•	•	•
202744	17" alloy wheels including tyres (235/60R17), front polished in black gloss in exclusive WEINSBERG Design				•	•	•
202745	17" alloy wheels including tyres (235/60R17), painted in anthracite in exclusive WEINSBERG Design				•	•	•
202746	17" alloy wheels including tyres (235/60R17), front polished in black gloss in exclusive WEINSBERG Design instead of aluminium rims in original tyres (only possible in combination with Styling package)				•	•	•
202747	17" alloy wheels including tyres (235/60R17), painted in anthracite in exclusive WEINSBERG Design instead of aluminium rims in original tyres (only possible in combination with Styling package)				•	•	•
201781	MTPLM upgrade from 3.5 t to 3.65 t	-			•	•	•
102273	MTPLM upgrade garage from 150 kg to 250 kg load capacity				•	•	•
202766	Coil spring on rear axle - Chassis optimization				•	•	•
201887	Exchange screw spring (front axle)				•	•	•
200394	Rear corner steadies	2			•	•	•
<b>Transport systems</b>							
200188	Trailer coupling fixed (Load capacity 250 kg instead of 150 kg)	50			•	•	•
102764	THULE Garage Order System 1: 2 pcs. Multifunctional holding rails at the rear wall incl. protective rubber; 2 pcs. tension straps incl. ratchet function as well as 6 pcs. Lashing eyes, freely positionable in the rails, incl. 1 pc. Luggage net, various extension possibilities with THULE original accessories.				-	•	•
100215	Bike rack for 2 bikes (rear); max. loadability 60 kg	6			•	•	•
100216	Bike rack for 3 bikes (rear); max. loadability 60 kg	6,5			•	•	•
100217	Bike rack for 4 bikes (rear); max. loadability 60 kg	7			•	•	•
102735	e.hit - automatically swing-out, integrated rear carrier with double swivel arm for bicycles and transport boxes, including detachable trailer coupling, which is concealed in the bumper, incl. detachable e.base, the accessory base with retractable tail lights and dynamic flashing light as well as the e.carry, the bicycle rear carrier for 2 bicycles with a maximum load of 83 kg (payload in the rear garage 250 kg instead of 150 kg)				•	•	•
102736	e.carry extension set for further 2 bicycles for the e.hit, the integrated rear carrier (only possible in combination with option e.hit), maximum load of 75 kg				•	•	•
102737	e.box: Transport box for the e.hit with 320 l volume and a maximum load of 72 kg. (only possible in combination with the e.hit option)				•	•	•
<b>Assistance systems</b>							
200567	Cruise control	0,8			•	•	•
202150	Tyre pressure sensors	1			•	•	•
201787	Traction aid, "Traction Plus"	3			•	•	•

## OPTIONAL EQUIPMENT

Item no.		• = option   - = not available   X = standard	KG	CaraCore 650 MF	CaraCore 650 MEG	CaraCore 700 MEG
	<b>Inside</b>					
552500	Front shading optionally as folding pleated blind with electric drive from above and below (only possible with Smart Package)			•	•	•
200176	Manual air-conditioning in the driver's cab	18		•	•	•
200980	Automatic air-conditioning system for driver's cab	21		•	•	•
201686	Automatic air-conditioning system for driver's cab, price difference compared to manual air-conditioning system for driver's cab (in Fiat package)	21		•	•	•
200501	Passenger airbag	2		•	•	•
201952	Passenger's seat adjustable for height	-		•	•	•
201519	Leather steering wheel with leather gear lever knob	-		•	•	•
202478	Steering wheel with radio operating panel			•	•	•
201843	Dashboard in Lounge-Design (bronze)	1		•	•	•
201857	Dashboard in Techno-Design (alu)	1		•	•	•
202345	Grammer "Luxury" driver seats			•	•	•
202759	Grammer "Super-Luxury" driver seats			•	•	•
202133	Seat box panel	0,5		•	•	•
202392	Seat heating for driver`s and passanger seat			•	•	•
	<b>Lighting / Technology</b>					
201043	Spare wheel for motorhomes	27		•	•	•
202712	90 l diesel tank (plus 15 l compared to standard tank)	2		•	•	•
200488	Exterior mirror electrically adjustable and heatable	-		•	•	•
202756	Fiat ECO-Pack consisting of: Start-Stop system incl. smart alternator (only possible with 140hp engine)			•	•	•
	<b>Multimedia / Navigation</b>					
252143	Radio DAB+, All-in-One navigations system with camping software, without CD/DVD-drive, antenna, 3 years map update	1		•	•	•
250233	Radio preparation	1		•	•	•
251793	Reversing camera incl. Cabling (only in combination with option 202141 and 252143)	1,5		•	•	•
252715	Headup Display (only possible with package 210006)			•	•	•
	<b>Body</b>					
	<b>Windows, doors, ventilation</b>					
101888	Entrance step driver's cabin electrical			•	•	•
100212	Entrance step electrical	10		•	•	•
102564	Cabin door WEINSBERG PREMIUM (600 mm) with the following additional equipment as compared to WEINSBERG COMFORT door: Multi-locking, covered hinge system, incl. window with pleated shade, integrated umbrella slot, high-quality applications, multi-functional bag in WEINSBERG Design			•	•	•

## OPTIONAL EQUIPMENT

Item no.				• = option   - = not available   X = standard	KG	CaraCore 650 MF	CaraCore 650 MEG	CaraCore 700 MEG
102610	Cabin door WEINSBERG EXKLUSIV (600 mm) with the following additional equipment as compared to WEINSBERG PREMIUM electric door: Central locking system, coming-home lighting feature integrated into the window					•	•	•
102577	Matching multifunctional bag in WEINSBERG design as an extension to the WEINSBERG COMFORT cabin door					•	•	•
102291	Service hatch driver side (rear storage hatch)					–	•	•
102522	Service flaps and garage doors with central locking - only possible with cabin door EXKLUSIV					•	•	•
100602	Vermin protection	2				•	•	•
101881	Driver's cab side window with double glazing with improved thermal insulation					•	•	•
101882	Cab door with central locking and cab side windows in double glazing with improved thermal insulation					•	•	•
101019	Hook-out window at rear, left-hand side, 70 x 40 cm	13,5				–	•	•
101666	Hook out window toilet room incl. cassette combi blindC81					•	–	•
101820	Seitz S7 frame window					•	•	•
100750	Midi Heki 700 x 500 mm					•	•	•
101848	Mini Heki 400x400 - incl. shading for toilet room					•	–	–
101944	Panorama roof window 1300 x 450 mm					–	•	•
102216	TVT (Top-Value-Technology)-bodywork					•	•	•
	<b>INTERIOR FITTINGS</b>							
	<b>Living/sleeping</b>							
551796	Conversion from single bed to cross bed	–				–	•	•
551770	L seating module incl. telescopic one-column lifting table, table top movable in all directions	5				•	–	•
552574	Fixed bed with EVOPORE HRC mattress incl. WaterGEL pad					•	•	•
550234	Carpeting in the driver's cab					•	•	•
550235	Carpeting in the living room	4				•	•	•
551773	Additional seat with safety belt	8				•	•	•
552247	ISO-Fix system for two child safety seats	5				•	•	•
	<b>Upholstery and textiles</b>							
550660	COZY-HOME package includes: 2 decorative cushions, 2 sleeping pillows, 2 blankets, 1 table runner	3						
	EARTH					•	•	•
	STONE					•	•	•
	AVOCADO					•	•	•
	AQUA					•	•	•
	MAGNOLIA					•	•	•
	PEACH					•	•	•
	<b>Gas/Heating/Air conditioning</b>							
351274	Heating Truma Combi E instead of Truma Combi	–				•	•	•
550566	Alde heating instead of Truma heating					•	•	•



## OPTIONAL EQUIPMENT

Item no.			• = option   - = not available   X = standard	KG	CaraCore 650 MF	CaraCore 650 MEG	CaraCore 700 MEG
550825	Electric floor heating	-			•	•	•
352059	TRUMA CP-Plus digital heating control panel	-			•	•	•
450740	Waste water tank insulated and heated	0,5			•	•	•
352380	Truma iNet system (only possible with option 352059)				•	•	•
552052	Air condition system Dometic Freshjet 2200	30			•	•	•
102675	Gas cylinder pull-out for max. 2 x 11 kg gas cylinders	11			-	•	•
301057	Remote display DuoC (Eis Ex integrated)				•	•	•
301956	MonoControl CS gas regulator with safety valve	-			•	•	•
301957	DuoControl CS gas regulator with safety valve	-			•	•	•
302499	Truma LevelControl (for 1 steel gas bottle, only possible with option 352380)				•	•	•
300518	Gas external socket				•	•	•
	<b>Kitchen area</b>						
401257	Fume hood (air circulation)	2			•	•	•
400369	Gas oven	10			-	•	•
	<b>Water supply / Sanitary</b>						
452718	Water filter system "BWT - Best-Camp mini"				•	•	•
	<b>Electric</b>						
551327	Smoke alarm	0,5			•	•	•
302033	Gas warning system				•	•	•
252743	Ambience light package (consisting of: Wardrobe with indirect lighting, LED strips as contour lighting on the roof, night lights on the floor area, bed head cover with LED backlighting, LED strips in swallow nests rear (storage space))				•	•	•
252575	Complete antenna system Oyster 60 Premium Twin incl. 24" LED-TV	15			•	•	•
252444	21,5" TV unit with HD tuner incl. TV holder (bed area)	9			•	•	•
252445	Complete antenna system Oyster 60 Premium Twin incl. 24" LED-TV	10					
252479	Pre-cabling for TV (bed area)						
252405	TV holder	1			•	•	•
250201	On-board battery additionally	20			•	•	•
251949	USB socket				•	•	•
252698	GPS tracker	1			•	•	•
	<b>Awning</b>						
502318	Awning 450 cm x 250 cm	42			•	•	-
502805	Awning 500 cm x 250cm	35,5			-	-	•

# IMPORTANT INFORMATION

For caravans, motorhomes, CUV made by WEINSBERG, we grant you a 10-year leak-proofness guarantee on the body manufactured by us in addition to your compulsory guarantee within the framework of our guarantee conditions.

PLEASE READ THE FOLLOWING IMPORTANT NOTES FOR ALL WEINSBERG MOTORHOMES/CUV:

All Dimensions and weight data may vary ca.+/-5% due to tolerances of the natural raw materials used.

With any modifications done on the vehicle by a non-authorized dealer or garage you may put at risk your personal security and lose WEINSBERG operating licence and warranty. Therefore please leave reoperations and retrofits to the authorized WEINSBERG dealers and insist on WEINSBERG original equipment. Retrofittings, if technically possible, will cause additional mounting and material costs. In exceptional cases some combinations of extras and options may occur as mutually exclusive. We reserve the right to any technical modifications as to design, colour, and equipment, if technical improvement requires us to do so. The images partly show optional equipment which is delivered with extra charge. The contents of this list reflect arrangements at printing, in 07/2019. The price list is valid as from 01.08.2019 for the 2020 model year. With publication of this price information previous price lists are no longer valid. Previous lists are no longer valid. We reserve the right to change content at our discretion.

The water supply system is minimum state of the art (03/2009) (Regulation 2002/72/EG).

Explanations on the weight data for your WEINSBERG motorhome/CUV: WEINSBERG motorhomes are characterised by their technical progress. Through innovative solutions such as the use of high-strength steels for the chassis or intelligent honeycomb technology in furniture construction, low tare weights of the WEINSBERG motorhomes are created. The mass of the empty vehicle as referred to in the price list is the mass of the vehicle with standard equipment and without basic equipment, i.e. without „liquids“ and without optional fittings as referred to in art. 2, ciff. 3 VO (EU) 1230/2012.

Mass in running order, see Article 2, ciff. 4 a) VO (EU) 1230/2012, unless nothing different is regulated, is defined as follows:

Mass of the vehicle with standard equipment as referred to in manufacturer specifications (incl. tool kit):

- + Fuel tank (filled to 90%)
- + 75 kg (mass of the driver)
- + Aluminium liquid gas bottles (11 kg) filled to 100% (i. e. 18 kg total mass)
- + Fresh water tank (filled to 100%) (Capacity of the Fresh water tank depending on vehicle type is limited to 10 ltr.\*\*/20 ltr.\*/40 ltr.\*\* fresh water in running order, if not technically regulated)
- + Toilet flush tank (100 % full)
- + Fresh water boiler filled to 100%
- = Mass in ready-to-start mode

\*\* The fresh water tank capacity referred to attachment V, part A, ciff. 2.6. Fn. VO (EU) 1230/2012 depending on vehicle type is limited by a circulation valve to 10, 20 or 40 ltr. (suggested filling for running order)

The „permissible total mass“ see Article 2, ciff. 7 VO (EU) 1230/2012 is defined as follows:

The mentioned vehicle's maximum mass from the manufacturer in loaded state.

The maximum permissible payload as referred to in the WEINSBERG catalogue is defined as:

Technically authorized total mass - mass in running order = maximum permissible payload

Example:

(Technically authorized total mass) 3.500 kg  
- (Mass in running order) 2.850 kg  
= (Maximum permissible payload) 650 kg

The information on vehicles provided under the heading „Technical data / Equipment details“ refers initially to the basic model approved under the EC type-approval procedure. These figures may vary in country variants and special models. Please seek information on such deviations personally at your authorised WEINSBERG dealer.

Pay particular attention to the following aspects:

The maximum load capacity in accordance with the catalogue specifications is reduced, for example, by the mass of passengers and also by the mass of additional equipment ordered.

When choosing additional equipment, you are responsible for ensuring that your WEINSBERG motorhome/CUV still has a minimum loading capacity (=minimum payload) after deduction of the mass of the passengers (estimated at 75 kg per passenger) and the mass of the additional equipment from the maximum loading capacity, which must not be undercut under any circumstances (cf. Annex I, Part A, no. 2.6.4.1.2 VO (EU) 1230/2012):

(Maximum number of authorised passengers plus driver + total length of the vehicle in metres) x 10 = Minimum loading capacity in kg.

Example - calculation of the minimum payload:

[(Maximum number of authorised passengers plus driver) 4 + (Total length of vehicle in metres) 6] x 10 = 100 kg.

As the buyer of the vehicle, you are obliged to comply with the minimum payload. If the vehicle you wish to order does not have the required payload capacity and minimum payload due to the optional equipment selected, you have two options to choose from for your order:

- Increasing the load of the vehicle
- De-selecting optional equipment

For certain motorhome models made by WEINSBERG and models with alcove made by WEINSBERG, you have the option of reducing the number of permitted seats in the vehicle when ordering (depending on the model and only on demand). Reducing the number of permitted seats in operation by one seat increases the load capacity or the possibility of ordering additional equipment for your motorhome by a maximum of 85 kg.

Your WEINSBERG dealer will inform you at any time upon request how large the remaining minimum payload of your vehicle is.

The mass of the vehicle with standard equipment according to manufacturer specifications is determined through weighing of the vehicle with standard fitting.

As a user of a motorhome, you are obliged not to exceed the „technically permissible total mass“ and the respective maximum axle loads when driving and to ensure a corresponding axle load-dependent load distribution. You are also obliged to comply with all other regulations that are necessary for the safe operation of your vehicle.

Ordering optional equipment which substitutes specific package options will not be delivered additionally.

The details regarding delivery scope, dimensions and weight as well as in terms of appearance are in line with the understanding at the

time of printing (07/2019). We reserve the right to make changes to the equipment, technical details, the series scope and the prices.

After a contract has been concluded, we reserve the right to make technical changes within the framework of the construction insofar as they serve technical progress and are acceptable for the customer. Minor colour and texture deviations are also reserved - even after conclusion of the contract - insofar as these cannot be avoided due to the material (e.g. colour deviations of up to approx. 2.0 dE between paint on sheet metal and paint on GRP/plastic) and are reasonable for the customer.

Some of the illustrations show optional equipment that is available at an extra charge or equipment features of prototypes/studies that do not conform to the serial status and in some cases will not be available as optional equipment. Colour deviations are print-technically possible.

Therefore, before purchasing a vehicle, please seek comprehensive advice on the current status of the series from an authorised dealer. The decoration shown in the catalogue is not part of the equipment supplied.

Please also note the comments in the current price list, in particular on weights, payload options and tolerances. Reprinting, even in extracts, is only permitted with the prior written permission of Knaus Tabbert GmbH.

We reserve the right to change content at our discretion.

THE WORLD IS A BOOK, AND THOSE,  
WHO DO NOT TRAVEL READ ONLY A PAGE.

AUGUSTINUS AURELIUS

Knaus Tabbert GmbH Helmut-Knaus-Str. 1 D-94118 Jandelsbrunn

Some of the illustrations show optional equipment that is available at an extra charge or equipment features of prototypes/studies that do not conform to the serial status and in some cases will not be available as optional equipment. Colour deviations are print-technically possible.

Therefore, before purchasing a vehicle, please seek comprehensive advice on the current status of the series from an authorised dealer. The decoration shown in the catalogue is not part of the equipment supplied.

Please also note the comments in the current price list, in particular on weights, payload options and tolerances. Reprinting, even in extracts, is only permitted with the prior written permission of Knaus Tabbert GmbH.

We reserve the right to change content at our discretion.