

2020-2

EN-INT

WEINSBERG

*Dein Urlaub!*

# TECHNICAL SPECIFICATIONS

CARAVANS // CaraOne / CaraOne EDITION [ICE] / CaraTwo

## CaraOne

390 QD



390 PUH



400 LK



420 QD



450 FU



480 EU



## CaraOne

480 QDK



500 FDK



540 EUH



550 UK



550 QDK



# LAYOUTS\* 2020

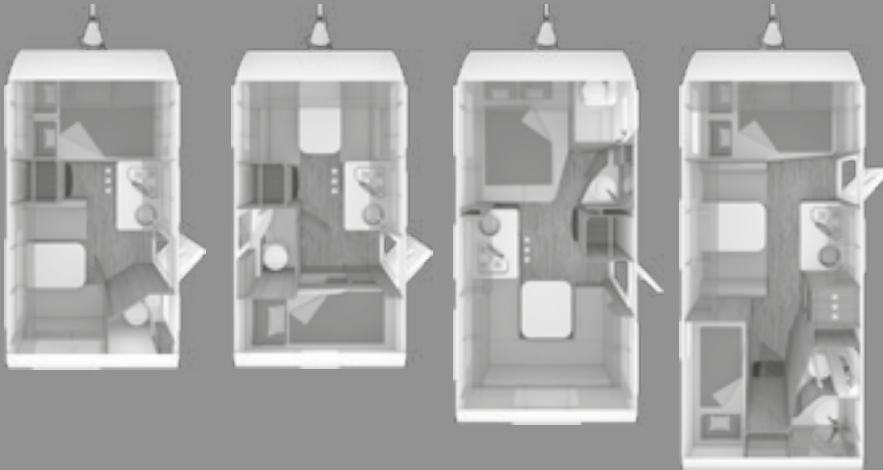
## CaraTwo

390 QD

400 LK

450 FU

500 QDK




\* Description without engagement: All the illustrations shown (here) are schematic representations without engagement. The actual vehicle and equipment features may differ from the layout examples. Certain vehicle and equipment features are not granted by the illustrations and cannot (therefore) be acquired as basis/standard equipment/are not included in the standard equipment. (Therefore), please make sure to contact your dealer about the specific features and the selected equipment of your chosen vehicle before purchasing it.

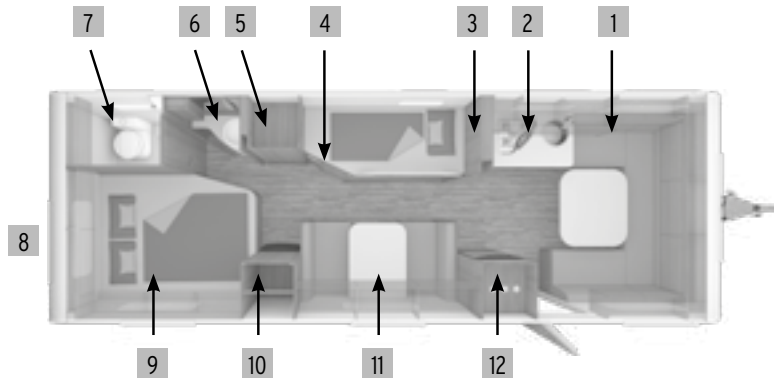
## CaraOne [ICE]

740 UDF [ICE]

740 UWF [ICE]



## HOW TO READ OUR LAYOUTS



- 1 - Sofa
- 2 - 3 Gas hobs and sink
- 3 - Room dividers
- 4 - Ladder symbol for bunkbeds
- 5 - Laundry cupboard
- 6 - Separate sinks

- 7 - Toilet and shower
- 8 - Windows
- 9 - Fixed bed
- 10 - Wardrobe
- 11 - Dinette
- 12 - Refrigerator

## TECHNICAL DATA



CaraOne	390 QD	390 PUH	400 LK	420 QD	450 FU	480 EU	480 QDK
Total length	593	593	593	635	659	707	707
Interior length (cm)	402	402	402	444	468	516	516
Total width / Interior width (cm)	220 / 204	232 / 216	220 / 204	220 / 204	232 / 216	232 / 216	232 / 216
Total height / Interior height (cm)	257 / 196	270 / 209	257 / 196	257 / 196	257 / 196	257 / 196	257 / 196
Awning dimensions (cm)	855	873	855	897	921	969	969
Mass of the unladen vehicle (kg) *	850	ca. 950	850	900	960	1.070	1.070
Mass in running order (kg) *	890	ca. 990	890	940	1.000	1.110	1.110
Tecnically maximum authorized laden mass (kg)*	1.100	1.200	1.100	1.100	1.200	1.350	1.350
Maximum load capacity (kg) *	210	ca. 210	210	160	200	240	240
Tyre size	195/70R14	195/70R14	195/70R14	195/70R14	195/70R14	195/70R14	195/70R14
Rim size	5 1/2 J x 14	5 1/2 J x 14	5 1/2 J x 14	5 1/2 J x 14	5 1/2 J x 14	5 1/2 J x 14	5 1/2 J x 14
Sleeping berths	up to 4	up to 4	up to 5 <sup>3)</sup>	up to 4	4	4	up to 7 <sup>1) 3)</sup>
Bed dimensions, front (cm)	196 x 140	–	187 x 145	196 x 140	199 x 137	195 x 86/212 x 86 <sup>4)</sup>	208 x 140
Bed dimensions, centre (cm)	–	–	–	–	–	–	183 x 95/124 <sup>1) 3)</sup>
Bed dimensions, rear (cm)	185 x 117/88	199 x 185/165	2 x ca. 199 x 74 <sup>3)</sup>	185 x 117/88	199 x 152/128	199 x 140/128	2 x ca. 187 x 76 <sup>3)</sup>
Bed dimensions lifting bed (cm)	–	201 x 148/134	–	–	–	–	–
Refrigerator (l):	106	106	106	106 <sup>11)</sup>	106	106	133
Entrance door (cm): W x H door	60 x 181	70 x 181	60 x 181	60 x 181	60 x 181	60 x 181	70 x 181
Hinged windows all around (model Dometic C6) 2)	5	4	5	5	6	6	6
Skylights with insect protection	up to 2 <sup>6)</sup>	up to 2 <sup>10)</sup>	up to 2 <sup>7)</sup>	up to 2 <sup>6)</sup>	2	3	3
Mushroom-shaped fans	1	1	1	–	1	–	1

\* Please refer to the notes and explanations on the rear  
– Not provided

<sup>1)</sup> Bed extension for sitting area available as an option

<sup>2)</sup> Toilet room and front window (Dometic C5) available as option

<sup>3)</sup> 3rd bunk bed instead of bunk bed available as an option

<sup>4)</sup> extendable slatted frame for single beds available as an option

<sup>5)</sup> Seating group with folding bed instead of bunk bed additional possible

<sup>6)</sup> Roof hatch 400x400 in kitchen additional possible (not with air conditioning)

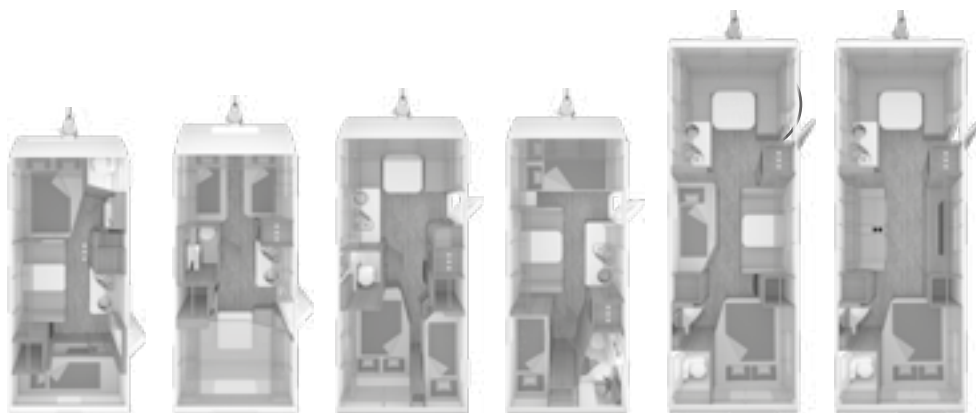
<sup>7)</sup> Roof hatch 400x400 above bunk bed

<sup>8)</sup> Bunk bed as couch and garage function

<sup>10)</sup> Additional Midi Heki 700x500 above lifting bed

<sup>11)</sup> Additional 133 l refrigerator possible

## TECHNICAL DATA



CaraOne	500 FDK	540 EUH	550 UK	550 QDK	740 UDF [ICE]	740 UWF [ICE]
Total length	719	743	761	759	937	937
Interior length (cm)	528	552	570	568	746	746
Total width / Interior width (cm)	232 / 216	232 / 216	250 / 234	232 / 216	250 / 234	250 / 234
Total height / Interior height (cm)	257 / 196	270 / 209	257 / 196	257 / 196	257 / 196	257 / 196
Awning dimensions (cm)	981	1.023	1.023	1.021	1.197	1.197
Mass of the unladen vehicle (kg) *	1.090	ca. 1220	1.190	1.160	1.760	1.870
Mass in running order (kg) *	1.130	ca. 1260	1.230	1.200	1.830	1.940
Tecnically maximum authorized laden mass (kg)*	1.350	1.400	1.500	1.500	2.000	2.500
Maximum load capacity (kg) *	220	ca. 240	270	300	170	560
Tyre size	195/70R14	185 R14C	185 R14C	185 R14C	185/65 R14	195/70 R 14
Rim size	5 1/2 J x 14	5 1/2 J x 14	5 1/2 J x 14	5 1/2 J x 14	5 1/2 J x 14	5 1/2 J x 14
Sleeping berths	up to 7 <sup>1)</sup> <sup>3)</sup>	6	up to 7 <sup>3)</sup>	up to 7 <sup>1)</sup> <sup>3)</sup>	up to 8 <sup>3)</sup>	4
Bed dimensions, front (cm)	198 x 137	187 x 86/199 x 86 <sup>4)</sup>	216 x 139	208 x 139	216 x 157/147	216 x 157/147
Bed dimensions, centre (cm)	186 x 94/124 <sup>1)</sup> <sup>3)</sup>	–	–	183 x 94/124 <sup>1)</sup> <sup>3)</sup>	2 x 188 x 72; 188 x 94/124 <sup>1)</sup>	–
Bed dimensions, rear (cm)	2 x ca. 211 x 74 <sup>3)</sup>	199 x 175/133	199 x 137; 2 x 187 x 66 <sup>3)</sup> <sup>9)</sup>	2 x ca. 187 x 76 <sup>3)</sup> <sup>8)</sup>	197 x 156	197 x 156
Bed dimensions lifting bed (cm)	–	201 x 148/134	–	–	–	–
Refrigerator (l):	133	133	133	133	177	177
Entrance door (cm): W x H door	70 x 181	60 x 181	70 x 181	70 x 181	60 x 172	60 x 172
Hinged windows all around (model Dometic C6) 2)	6	6	7	6	8	8
Skylights with insect protection	2	3 <sup>10)</sup>	4	4	4	4
Mushroom-shaped fans	2	1	–	–	–	–

\* Please refer to the notes and explanations on the rear  
- Not provided

<sup>1)</sup> Bed extension for sitting area available as an option

<sup>2)</sup> Toilet room and front window (Dometic C5) available as option

<sup>3)</sup> 3rd bunk bed instead of bunk bed available as an option

<sup>4)</sup> extendable slatted frame for single beds available as an option

<sup>5)</sup> Seating group with folding bed instead of bunk bed additional possible

<sup>6)</sup> Roof hatch 400x400 in kitchen additional possible (not with air conditioning)

<sup>7)</sup> Roof hatch 400x400 above bunk bed

<sup>8)</sup> Bunk bed as couch and garage function

<sup>9)</sup> Seating group with folding bed instead of standard bunk bed

## STANDARD EQUIPMENT

	Standard	740 [ICE]
<b>Chassis</b>		
▶ AL-KO chassis with semi-trailing link axle	x	-
▶ AL-KO chassis, 2.000kg (740 UDF); 2.500kg (740 UWF)	-	x
▶ Stabiliser coupling	-	x
▶ hydraulic shock absorbers	x	x
▶ 5-point wheel mounting	x	x
▶ Automatic reverse	x	x
▶ Servo-assisted hand brake	x	x
▶ Steadies for stable standing	-	x
▶ Winding corner steadies for stable standing	x	x
<b>BODY</b>		
▶ Roof of GRP w/ reduced sensitivity of hail	x	x
▶ Aluminium hammer finish, on the side walls, front and rear in plain sheet metal	x	-
▶ Plain sheet metal on side walls	-	x
▶ Apron in plain sheet metal	-	x
▶ PE bars instead of spruce bars in the floor area	-	x
▶ Isolation with XPS foam (Exception roof + front)	-	x
▶ Isolation for gas box wall cover	-	x
▶ One-key locking system	x	x
▶ Hinged double windows (one each with combination blind in the kitchen area)	x	x
▶ Cabin door: WEINSBERG TREND; one-piece, without window	x	-
▶ Cabin door: WEINSBERG STYLE PLUS - two-piece, with window, incl. waste bin	-	x
▶ Foil artwork WEINSBERG	x	-
▶ Special labeling ICE	-	x
▶ Front window incl. blind	-	x
▶ Curtain windows in middle dark degree	x	x

	Standard	740 [ICE]
▶ Windows with combi blinds	-	x
▶ Window in washroom incl. blind	-	x
▶ Gas bottle locker with outside flap, with metal ground(can be equipped with 2 x 23 kg bottles)	x	x
▶ Wall thickness: 33 mm	x	x
▶ Roof thickness: 33 mm	x	x
▶ Floor thickness: 40 mm	x	x
▶ 12 V awning lamp	x	x
▶ Third brake light	x	x
▶ Awning strip front/rear above window	-	x
▶ Awning strip on side wall left and right hand side without lighting	-	x
<b>LIVING / SLEEPING</b>		
▶ Furniture decor Tiberino and Piquet Beige	x	-
▶ Furniture decor Oregon Ash and Sand Beige	-	x
▶ Durable PVC floor	x	x
▶ Storage box rear-ventilated	x	x
▶ Corner shelves at U-seating group	x	740 UDF
▶ Corner shelf	-	740 UWF
▶ Shoe flap next door with shoe rack	-	x
▶ Canopy with Lighting above kitchen	-	x
▶ Lighting without Canopy above kitchen	x	-
▶ Upholstery selection: STONE WATER, BLOOM, DUSK, FOREST	x	-
▶ Upholstery variant SZECHUAN	-	x
▶ Seat cushions in spring core design	-	x
▶ EvoPore HRC mattress	x	-
▶ Spring core mattress with comfort frame in fixed bed only (not in bunk bed!)	-	x
▶ Couch and sideboard instead of bunk bed and side seat group	-	740 UWF

## STANDARD EQUIPMENT

	Standard	740 [ICE]
► Fireplace (no heating)	-	740 UWF
► Curtain as room divider	x	x
► Carpet between couch and commode	-	740 UWF
<b>POWER SUPPLY</b>		
► Electric connector to the towing vehicle, 13-pole Jäger	x	x
► Interior lighting completely in 12 V	x	x
► 230 V outside socket outlet	x	x
► Fi breaker	x	x
► 350 VA transformer	x	-
► 240 VA transformer	-	x
► Various socket outlets inside	x	x
► Ambiance light package	-	x
► 49" Smart TV with extension	-	740 UWF
► Wall lights	-	x
► Luminaire in the sleeping area of bunk beds incl. USB socket (depending on layout)	x	x
<b>GAS / WATER / HEATING / AIR CONDITIONING</b>		
► Gas heating: Truma heating S 3004 up to body length 550 with Piezo ignition	x	-
► Truma DuoControl CS incl. gas filter, with remote display DuoControl (Ice-ex integrated)	-	x
► ALDE hot water heating (incl. shower equipment) incl. towel dryer in bathroom	-	x
► ALDE hot water underfloor heating	-	x
► Gas regulator	x	x
► 15 l fresh water tank	x	-
► Fresh water tank, 45 ltr. with supports in ventilated seat box	-	x

	Standard	740 [ICE]
► Water supply system with 12 V immersion pump	x	x
► Central waste water conduit, one outside drain under the floor	x	x
► Water shift system frost-proof on step 3 - Lines on the heating system	-	x
<b>KITCHEN</b>		
► 3-burner cooker and sink made of stainless steel, with glass cover	x	-
► Cooker with electrical ignition and sink made of stainless steel, with glass cover	-	x
► Refrigerator 12V/230V/gas, 106 L / 133 L (depends on layout)	x	-
► Refrigerator 12V/230V/gas, 177 L	-	x
<b>BATHROOM</b>		
► Dometic ceramic cassette toilet	x	x
► Corner washbasin in wooden cabinet, with mirror (depends on layout)	x	x
► Wooden cabinet with shelves	x	x
► Shower equipment	-	x



## PAKETE – CaraOne (not for 740 UDF/UWF [ICE])

151010	Smart package 12 kg	
150267	Stabiliser coupling	
101712	Combination blinds for windows	
450623	Fresh water tank permanent mount, 45 ltr, instead of 15 l can	
551054	12 V air circulation system	
150065	AL-KO heavy load supports	
452718	Water filter system "BWT - Best-Camp mini"	

151040	Ambience light package	
	includes:	
	LED surface-mounted spotlights above seating group	
	LED ambient lighting in Frieze storage boxes and kitchen hangers	
	Fabric trim front wall (not possible with front window)	
	Fabric-covered lamp holder above seating group and for kitchen hangers	
	Multifunctional wall as kitchen rear wall	

151015	Advanced package 16,3 kg	
100750	Midi-Heki 70 x 50 cm	
450083	Hot water supply Truma with connection for kitchen/toiletroom	
100938	Flyscreen blind, full length of the door	
450520	Shower extension for standard bathroom	
450092	Waste water tank 25 litre, mobile	

210085	TV package 24"	
250004	Complete antenna system CARO®+ Premium	
252594	24" TV unit with HD tuner	
251261	TV holder	



## PAKETE – CaraOne [ICE]

151036	Winter tent package Weinsberg CaraOne [ICE]	
602508	Footmats (batch)	
602505	Inner sky isolated	
602504	Ski holder for winter tent	
602507	Front mat	
602483	All year/Winter tent	
602506	Isolation front and side wall	

151037	Design package - Weinsberg CaraOne [ICE]	
150110	Alloy wheels for tandem axle-models	
100570	Drawbar covering	
102511	LED band for awning strip	
102509	Framed window incl. comfort blind	
102512	Design stickers Weinsberg CaraOne EDITION [ICE]	

## OPTIONAL EQUIPMENT

Item No.		• = Option   - = Not available   X = standard equipment	KG	CaraOne 390 QD	CaraOne 390 PUH	CaraOne 400 LK	CaraOne 420 QD	CaraOne 450 FU	CaraOne 480 EU	CaraOne 480 ODK	CaraOne 500 FDK	CaraOne 540 EUH	CaraOne 550 UK	CaraOne 550 ODK	CaraOne 740 UDF [ICE]	CaraOne 740 UWF [ICE]
	<b>VEHICLE</b>															
	<b>Weight increase *</b>															
150111	1.100 up to 1.200/1.350 kg (1.350 kg chassis)	-		•	-	•	•	-	-	-	-	-	-	-	-	-
150111	1.200 up to 1.350 kg (1.350 kg chassis)	-		-	•	-	-	•	-	-	-	-	-	-	-	-
150112	1.200 up to 1.400/1.500 kg (1.500 kg chassis)	15		-	•	-	-	•	-	-	-	-	-	-	-	-
150112	1.350 up to 1.400/1.500 kg (1.500 kg chassis)	15		-	-	-	-	-	•	•	•	-	-	-	-	-
150112	1.350 up to 1.600/1.700 kg (1.700 kg chassis)	25		-	-	-	-	-	-	-	•	-	-	-	-	-
150112	1.500 up to 1.600/1.700 kg (1.700 kg chassis)	25		-	-	-	-	-	-	-	-	•	•	•	-	-
150112	2.000 up to 2.500 kg (2.500 kg chassis)	40		-	-	-	-	-	-	-	-	-	-	-	•	X
*	The order of the weight increase has to be at least 3 month before the beginning of production															
	<b>Chassis</b>															
150109	Alloy wheels for single-axle models	-		•	•	•	•	•	•	•	•	•	•	•	-	-
150110	Alloy wheels for tandem axle-models	-		-	-	-	-	-	-	-	-	-	-	-	•	•
152748	17" alloy wheels for single-axle models, polished in anthracite in exclusive WEINSBERG Design			•	•	•	•	•	•	•	•	•	•	•	-	-
152749	17" alloy wheels for tandem-axle models, front polished in anthracite in exclusive WEINSBERG Design			-	-	-	-	-	-	-	-	-	-	-	•	•
152750	17" alloy wheels for single-axle models, front polished in black gloss in exclusive WEINSBERG Design			•	•	•	•	•	•	•	•	•	•	•	-	-
152751	17" alloy wheels for tandem-axle models, front polished in black gloss in exclusive WEINSBERG Design			-	-	-	-	-	-	-	-	-	-	-	•	•
152565	Spare wheel aluminium wheels 17" in exclusive WEINSBERG design - only possible with option 152748 / 152749 / 152750 / 152751 (17" alloy wheels)			•	•	•	•	•	•	•	•	•	•	•	•	•
150997	AL-KO anti-skid system: Trailer Control-ATC	4		•	•	•	•	•	•	•	•	•	•	•	•	•
150065	AL-KO heavy load supports	6,4		•	•	•	•	•	•	•	•	•	•	•	X	X
150840	AL-KO heavy load supports, incl. Big Foot	6,9		•	•	•	•	•	•	•	•	•	•	•	•	•
150267	Stabiliser coupling	2,5		•	•	•	•	•	•	•	•	•	•	•	X	X
100570	Drawbar covering	4		•	•	•	•	•	•	•	•	•	•	•	•	•
151110	Support wheel with integrated damper			•	•	•	•	•	•	•	•	•	•	•	•	•
150122	Spare wheel (Steel) incl. car jack (only possible with option 150027) - not possible with 17" alloy wheels	21		•	•	•	•	•	•	•	•	•	•	•	•	•

<sup>3)</sup> 3rd bunk bed optionally available / bed dimensions: 400 LK: 2 x 204 x 77 cm; 1 x 184 x 75 cm; 500 FDK: 179 x 71 cm; 182 x 70 cm; 186 x 72 cm; 550 ODK: 180 x 65 cm; 183 x 64 cm; 188 x 65 cm

<sup>4)</sup> Roll bed function additional possible / bed dimensions 480 EU: 207 x 213/198 cm

<sup>5)</sup> Seating group and folding bead additional in the rear on the right side, bed dimensions below: 187 x 68, folding bed: 190 x 60

## OPTIONAL EQUIPMENT

Item No.	• = Option   - = Not available   X = standard equipment	KG	CaraOne 390 OD	CaraOne 390 PUH	CaraOne 400 LK	CaraOne 420 OD	CaraOne 450 FU	CaraOne 480 EU	CaraOne 480 ODK	CaraOne 500 FDK	CaraOne 540 EUH	CaraOne 550 UK	CaraOne 550 ODK	CaraOne 740 UDF [ICE]	CaraOne 740 UWF [ICE]
151728	Spare wheel alloy wheel		•	•	•	•	•	•	•	•	•	•	•	•	•
150027	Spare wheel holder in the gas bottle locker	1	•	•	•	•	•	•	•	•	•	•	•	•	•
150620	Breakdown kit	1	•	•	•	•	•	•	•	•	•	•	•	•	•
	<b>Body</b>														
	<b>Windows / Doors / Ventilation</b>														
101850	Hinged window in the front		•	X	•	•	•	•	•	•	•	•	•	X	X
100750	Midi-Heki 70 x 50 cm	-	•	•	•	•	•	•	•	•	•	•	•	•	•
100938	Flyscreen blind, full length of the door	2	•	•	•	•	•	•	•	•	•	•	•	•	•
101666	Hinged window toiletroom incl. Cassett combi blind	4	•	•	•	•	X	•	•	X	•	•	X	X	X
101712	Combination blinds for windows	-	•	•	•	•	•	•	•	•	•	•	•	X	X
101717	Garage door beside the bunk bed (not possible in combination with 3rd bunk bed)	-	-	-	•	-	-	-	•	•	-	-	-	-	-
100526	Garage door on the left side of the rear (for bike garage) - only possible with 3rd bunk bed		-	-	-	-	-	-	-	-	-	-	•	-	-
100612	Service hatch lockable	1	•	•	•	•	•	•	•	•	•	•	•	•	•
	<b>INTERIOR</b>														
	<b>Living / Sleeping</b>														
550075	Carpeting for body length 400 to 460		•	•	•	•	•	•	•	•	-	-	-	-	-
550076	Carpeting for body length 500 to 590		-	-	-	-	-	-	-	-	•	•	•	-	-
550077	Carpeting for body length 650 to 750		-	-	-	-	-	-	-	-	-	-	-	•	•
550590	3rd bunk bed <sup>3)</sup>		-	-	•	-	-	-	•	•	-	•	•	-	-
552682	Multifunctional 3rd bunk bed (bench, storage, bike garage)		-	-	-	-	-	-	-	-	-	-	•	-	-
552317	Seating group with folding bed instead of bunk bed <sup>5)</sup>	-	-	-	•	-	-	-	-	-	-	•	-	-	-
551965	Move-out/extension for bed conversion including compensation upholstery		•	-	-	•	-	-	•	•	-	-	•	•	-
552115	Ceiling cabinets instead of tray in the rear, left or right hand side (depends on layout)	2	-	-	-	-	•	•	-	-	-	-	-	-	-
552116	Ceiling cabinets instead of tray in the front, left or right hand side (depends on layout)	2	-	-	•	•	-	•	•	-	•	•	•	X	X
552413	Seating Group with ceiling cupboard instead of bunk bed in the rear	2	-	-	•	-	-	-	-	-	-	-	-	-	-

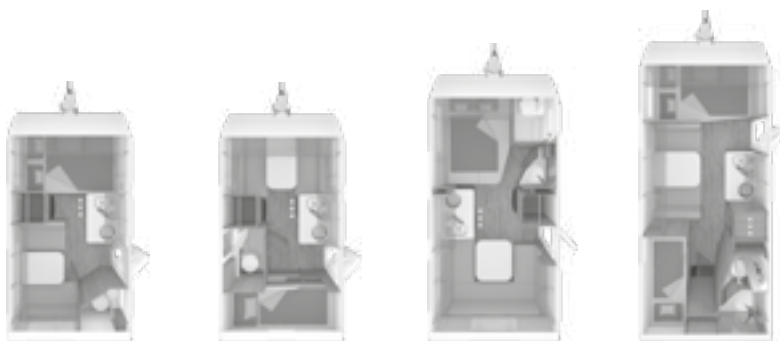
## OPTIONAL EQUIPMENT

Item No.	• = Option   - = Not available   X = standard equipment	KG	CaraOne 390 QD	CaraOne 390 PUH	CaraOne 400 LK	CaraOne 420 QD	CaraOne 450 FU	CaraOne 480 EU	CaraOne 480 ODK	CaraOne 500 FDK	CaraOne 540 EUH	CaraOne 550 UK	CaraOne 550 ODK	CaraOne 740 UDF [ICE]	CaraOne 740 UWF [ICE]
551408	Extendable slatted frame for single beds <sup>4)</sup>		-	-	-	-	-	•	-	-	•	-	-	-	-
552414	Transversal bed instead of seating group in the front	4	-	-	•	-	-	-	-	-	-	-	-	-	-
552683	Luggage rack (2 pcs) for bunk beds		-	-	•	-	-	-	•	•	-	•	•	-	-
552778	Foldable linen cupboard (2 pcs.)		-	-	•	-	-	-	•	•	-	-	-	-	-
	<b>Upholstery / Textiles</b>														
550660	COZY HOME package includes: 2 decorative cushions, 2 sleeping pillows, 2 blankets, 1 table runner	3													
	EARTH		•	•	•	•	•	•	•	•	•	•	•	•	•
	STONE		•	•	•	•	•	•	•	•	•	•	•	•	•
	AVOCADO		•	•	•	•	•	•	•	•	•	•	•	•	•
	AQUA		•	•	•	•	•	•	•	•	•	•	•	•	•
	MAGNOLIA		•	•	•	•	•	•	•	•	•	•	•	•	•
	PEACH		•	•	•	•	•	•	•	•	•	•	•	•	•
	<b>Power supply</b>														
250004	Complete antenna system CARO®+ Premium	14	•	•	•	•	•	•	•	•	•	•	•	•	•
252594	24" TV unit with HD tuner		•	•	•	•	•	•	•	•	•	•	•	•	-
250006	TV preparation with socket outlet and cable routing (depending on layout)		•	•	•	•	•	•	•	•	•	•	•	•	•
250376	12 V mobile system comprising: Fresh water and battery indicator, gel battery, automatic charger, master switch and level indicator for fresh water	29	•	•	•	•	•	•	•	•	•	•	•	•	•
252547	Electrical outlets Plus package - consisting of: - 1 pc. each of additional 230-volt power outlet in the kitchen and the seating group - 1 pc. each USB socket in the seating group and in the sleep area	0,5	•	•	•	•	•	•	•	•	•	•	•	X	X
252698	velocate® GPS Tracker (hardware without personal tracking function; theft tracking for additional charge)		•	•	•	•	•	•	•	•	•	•	•	•	•
252815	velocate® LIFETIME license with unlimited, personal, EU-wide tracking function (only possible with option number: 252698)		•	•	•	•	•	•	•	•	•	•	•	•	•
	<b>Gas / Water / Heating / Air conditioning</b>														
450092	Waste water tank 25 litre, mobile, in gas box	3,3	•	•	•	•	•	•	•	•	•	•	•	•	•
452718	Water filter system "BWT - Best-Camp mini"		•	•	•	•	•	•	•	•	•	•	•	•	•

## OPTIONAL EQUIPMENT

Item No.	• = Option   - = Not available   X = standard equipment	KG	CaraOne 390 OD	CaraOne 390 PUH	CaraOne 400 LK	CaraOne 420 OD	CaraOne 450 FU	CaraOne 480 EU	CaraOne 480 ODK	CaraOne 500 FDK	CaraOne 540 EUH	CaraOne 550 UK	CaraOne 550 ODK	CaraOne 740 UDF [ICE]	CaraOne 740 UWF [ICE]
450098	ALDE hot water heating	-	-	-	-	-	-	-	-	-	-	-	-	X	X
351967	ALDE hot water floor heating		-	-	-	-	-	-	-	-	-	-	-	X	X
550279	Electric floor heating, til body length 550	--	•	•	•	•	•	•	•	•	•	•	•	-	-
450623	Fresh water tank permanent mount, 45 ltr.	5	•	•	•	•	•	•	•	•	•	•	•	X	X
301956	Mono Control CS vertical (on 1 gas bottle)	1	•	•	•	•	•	•	•	•	•	•	•	-	-
301957	Duo Control CS vertical (on 2 gas bottles)	1	•	•	•	•	•	•	•	•	•	•	•	X	X
450083	Hot water supply Truma with connection for kitchen/toiletroom	5	•	•	•	•	•	•	•	•	•	•	•	-	-
550086	Truma Ultraheat - only in combination with opt. 551054 12 V air circulation system	2	•	•	•	•	•	•	•	•	•	•	•	-	-
551054	Recirculation air system (12V)	4	•	•	•	•	•	•	•	•	•	•	•	-	-
552052	Air conditioning Freshjet 2200	30	•	•	•	•	•	•	•	•	•	•	•	•	•
300518	Exterior gas socket	0,5	•	•	•	•	•	•	•	•	•	•	•	•	•
<b>Kitchen / Sanitary</b>															
400541	Foldable worktop extension on the kitchen	1	•	•	•	•	•	•	•	•	•	•	•	•	•
402806	Refrigerator 133l instead of 106l		-	-	-	•	-	-	-	-	-	-	-	-	-
450520	Shower extension for standard bathroom (shower rail, shower curtain and rail) - only available in combination with Smart package + hot water supply Truma (Opt. 450083)	2	•	•	•	•	•	•	•	•	•	•	•	X	X
<b>Awning Omnistor</b>															
500653	Awning with mounting on the roof 265 cm x 200 cm	23	•	•	•	-	-	-	-	-	-	-	-	-	-
500654	Awning with mounting on the roof 305 cm x 250 cm	30	-	-	-	•	-	-	-	-	-	-	-	-	-
500655	Awning with mounting on the roof 355 cm x 250 cm	33	-	-	-	-	•	-	-	-	-	-	-	-	-
500657	Awning with mounting on the roof 405 cm x 250 cm	40	-	-	-	-	-	•	•	•	•	-	-	-	-
501997	Awning with mounting on the roof 455 cm x 250 cm	42	-	-	-	-	-	-	-	-	-	•	•	•	•
<b>Others</b>															
102232	Bicycle rack "Thule Carava Superb", 2 bicycles, towbar (excludes option 100570)	5	•	•	•	•	•	•	•	•	•	•	•	•	•
102510	Extendable Ski box (only possible with option 100612, position front right)	-	-	-	-	-	-	-	-	-	-	-	-	•	•
951036	Registration papers	-	•	•	•	•	•	•	•	•	•	•	•	•	•
952538	Factory collection		•	•	•	•	•	•	•	•	•	•	•	•	•

## TECHNICAL DATA



### CaraTwo

### 390 QD

### 400 LK

### 450 FU

### 500 QDK

Total length	591	591	661	723
Interior length (cm)	400	400	470	532
Total width / Interior width (cm)	220 / 204	220 / 204	232 / 216	232 / 216
Total height / Interior height (cm)	257 / 196	257 / 196	257 / 196	257 / 196
Awning dimensions (cm)	853	853	923	985
Mass of the unladen vehicle (kg) *	850	850	960	1.090
Mass in running order (kg) *	890	890	1.000	1.130
Tecnically maximum authorized laden mass (kg)*	1.100	1.100	1.200	1.350
Maximum load capacity (kg) *	210	210	200	220
Tyre size	195/70R14	195/70R14	195/70R14	195/70R14
Rim size	5 1/2 J x 14	5 1/2 J x 14	5 1/2 J x 14	5 1/2 J x 14

Sleeping berths	up to 4 <sup>1)</sup>	up to 5 <sup>2)</sup> <sup>3)</sup> <sup>5)</sup>	4	up to 7 <sup>1)</sup> <sup>3)</sup>
Bed dimensions, front (cm)	196 x 136	137 x 187 <sup>5)</sup>	197 x 137	208 x 137/127
Bed dimensions, centre (cm)	–	–	–	187 x 94/124 <sup>1)</sup>
Bed dimensions, rear (cm)	200 x 117/95 <sup>1)</sup>	204 x 76/193 x 83 <sup>2)</sup> <sup>3)</sup> <sup>4)</sup>	199 x 157/133	2 x 186 x 66 <sup>3)</sup>
Refrigerator (l):	106	106	106	142
Entrance door (cm): W x H door	60 x 172	60 x 172	60 x 172	60 x 172
Hinged windows all around (model Dometic C6) <sup>6)</sup>	5	5	5	6
Skylights with insect protection	3	2	3	4
Mushroom-shaped fans	–	1	–	–

\* Please refer to the notes and explanations on the rear

- Not provided

<sup>1)</sup> Bed extension for sitting area available as an option

<sup>2)</sup> 3rd bunk bed instead of bunk bed available as an option

<sup>3)</sup> Extendable slatted frame for single beds available as an option

<sup>4)</sup> Extendable slatted frame for single beds available as an option

<sup>5)</sup> Seating group with folding bed instead of bunk bed additional possible

<sup>6)</sup> Washroom and front windows (type Dometic C5) optionally possible

## STANDARD EQUIPMENT

### CHASSIS

- ▶ AL-KO chassis with semi-trailing link axle
- ▶ 2 hydraulic shock absorbers
- ▶ 5-point wheel mounting
- ▶ Automatic reverse
- ▶ Servo-assisted hand brake
- ▶ Winding corner steadies for stable standing

### BODY

- ▶ Roof of GRP w/ reduced sensitivity of hail
- ▶ Aluminium hammer finish, on the side walls, front and rear in plain sheet metal
- ▶ One-key locking system
- ▶ Hinged double windows (one each with combination blind in the kitchen area)
- ▶ Cabin door: WEINSBERG; two-piece, without window
- ▶ Foil artwork WEINSBERG + material color
- ▶ Curtain windows in middle dark degree
- ▶ Gas bottle locker with outside flap, with metal ground (can be equipped with 2 x 23 kg bottles)
- ▶ Wall thickness: 33 mm
- ▶ Roof thickness: 33 mm
- ▶ Floor thickness: 40 mm
- ▶ 12 V awning lamp
- ▶ Third brake light

### LIVING / SLEEPING

- ▶ Furniture decor Cocobolo light and Sand Beige
- ▶ Durable PVC floor
- ▶ Canopy with lighting above kitchen
- ▶ Upholstery selection: CURRY YELLOW, ICEWATER, AZTEKA GREY
- ▶ EvoPore HRC mattress
- ▶ 2 decorative cushions and 2 sleeping cushions

- ▶ Curtain as room divider

### POWER SUPPLY

- ▶ Electric connector to the towing vehicle, 13-pole Jäger
- ▶ Interior lighting completely in 12 V
- ▶ 230 V outside socket outlet
- ▶ Fi breaker
- ▶ 240 VA transformer
- ▶ Various socket outlets inside

### GAS / WATER / HEATING / AIR CONDITIONING

- ▶ Gas heating: Truma heating S 3004 with Piezo ignition
- ▶ Gas regulator
- ▶ 15 l fresh water tank
- ▶ Water supply system with 12 V immersion pump
- ▶ Central waste water conduit, one outside drain under the floor

### KITCHEN

- ▶ 3-burner cooker and sink made of stainless steel, with glass cover
- ▶ 106 l Dometic refrigerator, 12V, gas, 230 V
- ▶ Fridge Thetford 142 liters, gas, 230 V, for 500 QDK (gas operation in driving mode is only allowed in combination with Truma Mono Control)

### BATHROOM

- ▶ Dometic ceramic cassette toilet
- ▶ Corner washbasin in wooden cabinet, with mirror
- ▶ Wooden cabinet with shelves
- ▶ Shower equipment available as an option



## PACKAGES

151010	Smart package 12 kg	
150267	Stabiliser coupling	
101712	Combination blinds for windows	
450623	Fresh water tank permanent mount, 45 ltr, instead of 15 l can	
551054	12 V air circulation system	
150065	AL-KO heavy load supports	
452718	Water filter system "BWT - Best-Camp mini"	

151015	Advanced package 16,3 kg	
100750	Midi-Heki 70 x 50 cm	
450083	Hot water supply Truma with connection for kitchen/toiletroom	
100938	Flyscreen blind, full length of the door	
450520	Shower extension for standard bathroom	
450092	Waste water tank 25 litre, mobile	

151040	Ambience light package CaraTwo	
	includes:	
	LED-strips behind all ceiling cabinet flaps, circumferential around the backrest, 2 nightlights with switch	

## OPTIONAL EQUIPMENT – CaraTwo

Item No.	• = Option   - = Not available   X = standard equipment	KG	CaraTwo 390 QD	CaraTwo 400 LK	CaraTwo 450 FU	CaraTwo 500 QDK
	<b>VEHICLE</b>					
	<b>Weight increase *</b>					
150111	1.100 up to 1.200/1.350 kg (1.350 kg chassis)	–	•	•	–	–
150111	1.200 up to 1.350 kg (1.350 kg chassis)	–	–	–	•	–
150112	1.200 up to 1.400/1.500 kg (1.500 kg chassis)	15	–	–	•	–
150112	1.350 up to 1.400/1.500 kg (1.500 kg chassis)	15	–	–	–	•
150112	1.350 up to 1.600/1.700 kg (1.700 kg chassis)	25	–	–	–	•
*	The order of the weight increase has to be at least 3 month before the beginning of production					
	<b>Chassis</b>					
150109	Alloy wheels for single-axle models		•	•	•	•
152748	17" alloy wheels for single-axle models, polished in anthracite in exclusive WEINSBERG Design		•	•	•	•
152750	17" alloy wheels for single-axle models, front polished in black gloss in exclusive WEINSBERG Design		•	•	•	•
152565	Spare wheel aluminium wheels 17" in exclusive WEINSBERG design - only possible with option 152748 / 152750 (17" alloy wheels) (storage in gas box)		•	•	•	•
150997	AL-KO anti-skid system: Trailer Control-ATC	4	•	•	•	•
150065	AL-KO heavy load supports	6,4	•	•	•	•
150840	AL-KO heavy load supports, incl. Big Foot	6,9	•	•	•	•
150267	Stabiliser coupling	2,5	•	•	•	•
100570	Drawbar covering (not possible in combination with option 102232)	4	•	•	•	•
151110	Support wheel with integrated damper		•	•	•	•
150122	Spare wheel (Steel) incl. car jack (only possible with option 150027) - not possible with 17" alloy wheels	21	•	•	•	•
150027	Spare wheel holder in the gas bottle locker	1	•	•	•	•
150620	Breakdown kit	1	•	•	•	•
	<b>Body</b>					
	<b>Windows / Doors / Ventilation</b>					
101850	Hinged window in the front	–	•	•	•	•
101666	Hinged window toiletroom incl. Cassett combi blind		•	•	•	•
101712	Combination blinds for windows	1	•	•	•	•
100750	Midi-Heki 70 x 50 cm	2	•	•	•	•

<sup>3)</sup> 3rd bunk bed optionally available / bed dimensions: 400 LK: 2 x 204 x 77 cm; 1 x 184 x 75 cm

<sup>5)</sup> Seating group and folding bead additional in the rear on the right side, bed dimensions below: 187 x 68, folding bed: 190 x 60

## OPTIONAL EQUIPMENT – CaraTwo

Item No.	• = Option   - = Not available   X = standard equipment	KG		CaraTwo 390 QD	CaraTwo 400 LK	CaraTwo 450 FU	CaraTwo 500 QDK
100938	Flyscreen blind, full length of the door	4		•	•	•	•
100526	Garage door on the left side of the rear (for bike garage) - only possible with 3rd bunk bed			-	-	-	•
101717	Garage door beside the bunk bed (not possible in combination with 3rd bunk bed, or with seating group in the rear)	1		-	•	-	-
100612	Service hatch lockable	-		•	•	•	•
	<b>INTERIOR</b>						
	<b>Living / Sleeping</b>						
550590	3rd bunk bed 3)	-		-	•	-	-
552682	Multifunctional 3rd bunk bed (bench, storage, bike garage)			-	-	-	•
552413	Seating Group with ceiling cupboard instead of bunk bed in the rear	-		-	•	-	-
552414	Transversal bed instead of seating group in the front	-		-	•	-	-
552683	Luggage rack (2 pcs) for bunk beds			-	•	-	•
552299	Fall-protection - depending on layout for lateral or F bed			•	-	•	•
551965	Move-out/extension for bed conversion including compensation upholstery	-		•	-	-	•
552317	Seating group with folding bed instead of bunk bed in the rear			-	•	-	-
552115	Ceiling cabinets instead of tray in the rear, left or right hand side	2		-	-	•	-
552116	Ceiling cabinets instead of tray in the front, left or right hand side	2		•	•	-	•
	<b>Upholstery / Textiles</b>						
550660	COZY HOME package includes: 2 decorative cushions, 2 sleeping pillows, 2 blankets, 1 table runner	3					
	EARTH			•	•	•	•
	STONE			•	•	•	•
	AVOCADO			•	•	•	•
	AQUA			•	•	•	•
	MAGNOLIA			•	•	•	•
	PEACH			•	•	•	•
	<b>Power supply</b>						
250004	Complete antenna system CARO®+ Premium	14		•	•	•	•
252594	24" TV unit with HD tuner			•	•	•	•
250376	12 V mobile system comprising: Fresh water and battery indicator, gel battery, automatic charger, master switch and level indicator for fresh water			•	•	•	•

## OPTIONAL EQUIPMENT – CaraTwo

Item No.	• = Option   - = Not available   X = standard equipment	KG	CaraTwo 390 QD	CaraTwo 400 LK	CaraTwo 450 FU	CaraTwo 500 QDK
252698	velocate® GPS Tracker (hardware without personal tracking function; theft tracking for additional charge)		•	•	•	•
252815	velocate® LIFETIME license with unlimited, personal, EU-wide tracking function (only possible with option number: 252698)		•	•	•	•
	<b>Gas / Water / Heating / Air conditioning</b>					
450092	Waste water tank 25 litre, mobile, in gas box	3,3	•	•	•	•
450623	Fresh water tank permanent mount, 45 ltr.	5	•	•	•	•
452718	Water filter system "BWT - Best-Camp mini"		•	•	•	•
301956	Mono Control CS vertical (on 1 gas bottle)	1	•	•	•	•
301957	Duo Control CS vertical (on 2 gas bottles)	1	•	•	•	•
550279	Electric floor heating, til body length 550	–	•	•	•	•
450083	Hot water supply Truma with connection for kitchen/toiletroom	5	•	•	•	•
550086	Truma Ultraheat - only in combination with opt. 551054 12 V air circulation system	2	•	•	•	•
551054	Recirculation air system (12V)	4	•	•	•	•
552052	Air conditioning Freshjet 2200	30	•	•	•	•
300518	Exterior gas socket	0,5	•	•	•	•
	<b>Kitchen / Sanitary</b>					
450520	Shower extension for standard bathroom (shower rail, shower curtain and rail) - only available in combination with Smart package + hot water supply Truma (Opt. 450083)	2	•	•	•	•
452301	4 additional garment hooks in washroom		•	•	•	•
	<b>Awnings</b>					
500161	Awning 305 cm x 250 cm	23	•	•	–	•
500162	Awning 355cm x 250cm	26	–	–	•	–
501730	Awning 455cm x 250cm	33	–	–	–	•
	<b>Others</b>					
102232	Bicycle rack "Thule Carava Superb", 2 bicycles, towbar (excludes option 100570)	5	•	•	•	•
951036	Registration papers		•	•	•	•
952538	Factory Collection		•	•	•	•

# IMPORTANT INFORMATION

For caravans, motorhomes, CUV made by WEINSBERG, we grant you a 10-year leak-proofness guarantee on the body manufactured by us in addition to your compulsory guarantee within the framework of our guarantee conditions.

Please note the following important information FOR ALL CARAVANS MADE BY WEINSBERG:

All Dimensions and weight data may vary ca. +/-5% due to tolerances of the natural raw materials used. With any modifications done on the vehicle by a non-authorized dealer or garage you may put at risk your personal security and lose WEINSBERG operating licence and warranty. Therefore please leave reoperations and retrofits to the authorized WEINSBERG dealers and insist on WEINSBERG original equipment. All price information are recommended retail prices with delivery ex work. The prices of the optional equipment are only valid for a factory moderated installation of the regular production. Retrofittings, if technically possible, will cause additional mounting and material costs. The prices of our individual packages are fixed prices and cannot be changed because of additional options. Ordering optional equipment which substitutes specific package options will not be delivered additionally. In exceptional cases some combinations of extras and options may occur as mutually exclusive. We reserve the right to any technical modifications as to design, colour, and equipment, if technical improvement requires us to do so. The contents of this list reflect arrangements at printing, in July 2019. The pricelist is effective as from 01.08..2019 for the 2020 model year. Mistakes and printing errors are excepted. Previous lists are no longer valid. We reserve the right to change content at our discretion. The water supply system is minimum state of the art (03/2009) (Regulation 2002/72/EG).

WEINSBERG caravans are characterised by their technical progress. Through innovative solutions such as the use of high-strength steels for the chassis or intelligent honeycomb technology in furniture construction, low tare weights of the WEINSBERG caravans are created.

## \* ) EXPLANATIONS REGARDING THE WEIGHT OF YOUR WEINSBERG CARAVAN:

The mass of the empty vehicle as referred to in the price list is the mass of the vehicle with standard equipment and without basic equipment, i.e. without „liquids“ and without optional fittings as referred to in art. 2, ciff. 3 VO (EU)

Mass in running order, see Article 2, ciff. 4 a) VO (EU) 1230/2012, unless nothing different is regulated, is defined as follows:

Mass of the vehicle with standard equipment as referred to in manufacturer specifications:

- + Steel liquid gas bottles (11 kg) filled to 100% (i. e. 23 kg total mass)
- + Fresh water tank (filled to 100%)
- + Toilet flush tank (100 % full)
- + Fresh water boiler filled to 100%
- = Mass in ready-to-start mode

The "permissible total mass" see Article 2, ciff. 7 VO (EU) 1230/2012 is defined as follows:

The mentioned vehicle's maximum mass from the manufacturer in loaded state (incl. Optional equipment/extras/packages and gas, water, luggage and load, etc.)

For you as WEINSBERG caravan user:

The maximum permissible payload as referred to in the WEINSBERG catalogue is defined as:

Tecnically authorized total mass - mass in running order = maximum permissible payload

The details regarding delivery scope, dimensions and weight as well as in terms of appearance are in line with the understanding at the time of printing (07/2019). We reserve the right to make changes to the equipment, technical details, the series scope and the prices.

After a contract has been concluded, we reserve the right to make technical changes within the framework of the construction insofar as they serve technical progress and are acceptable for the customer. Minor colour and texture deviations are also reserved - even after conclusion of the contract - insofar as these cannot be avoided due to the material (e.g. colour deviations of up to approx. 2.0 dE between paint on sheet metal and paint on GRP/plastic) and are reasonable for the customer.

Example:

(Tecnically authorized total mass) 1.400 kg  
- (Mass in running order) 1.090 kg  
= (Maximum permissible payload) 310 kg

Please note that maximum permissible payload as referred to in the catalogues, for example if the mass of the additional fitting is reduced.

Please note that your WEINSBERG caravan still must have a minimum payload capacity (= minimum payload) after deduction of optional equipment's mass from the maximum permissible payload, which may not be below the minimum payload (cf. attachment I, part D, para. 2.3.4.1 VO (EU) 1230/2012):  
(Maximum number of berths + total length (in m) of the vehicle body) x 10 = Minimum permissible payload (kg)

Example:

[(Maximum number of berths) 4 + (total length (in m) of vehicle body) 5] x 10 = 90 kg

The mass of the vehicle with standard equipment according to manufacturer specifications is determined through weighing of the vehicle with standard fitting.

As a user of a caravan, you are required not to exceed the values of the permissible total mass in driving mode, and respective maximum permissible axle load and nose weight limits. Furthermore, you are obliged to adhere to all other requirements for a safe usage of your caravan.