



UNLIMITED

DISCOVER FREEDOM
THAT INSPIRES YOU

MOTORHOMES 2020
SEMI-INTEGRATED



VAN TI . LIVE TI . SKY TI . SUN TI
LIVE WAVE . SKY WAVE . LIVE TRAVELLER

KNAUS
FREIHEIT, DIE BEWEGT.



You will find our new
VAN TI PLUS in a
separate brochure.

CONTENTS

Model overview	4	Compact semi-integrated motorhomes	
Company history & Idea Factory	12	VAN TI	40
MissionTec	14	Semi-integrated motorhomes	
Vehicle structure & Exterior quality	16	LIVE TI	54
Cabin doors	22	SKY TI	68
Supply technology	24	SUN TI	82
Interior quality & Cabinetry	28	Semi-integrated motorhomes with lifting bed	
Sleeping Comfort	32	LIVE WAVE	96
Bed variants	34	SKY WAVE	110
Kitchen variants	36	Semi-integrated motorhomes with over cab	
Bathroom variants	38	LIVE TRAVELLER	124
		Upholstery & COZY HOME packages	138
		Dealer network & Awards	142
		Our brand world	144
		Our world of travel	146





YOUR FREEDOM IS OUR PHILOSOPHY



With boundless passion, we at KNAUS, have been creating unforgettable vacation moments since 1960. Backed by our experience and the courage to blaze new trails, we combine the familiar with the new. For our production, we rely on Lower Bavarian craftsmanship, and when developing new vehicles, we employ cutting-edge design and production technologies. This combination of proven principles and innovative ideas makes us one of the industry's most successful brands. **And the #Number 1 for our customers.**

KEY MOTORHOMES

Notes on original KNAUS components and further online information can be found with the following symbols:



100% KNAUS



Video available
[youtube.knaus.com](https://www.youtube.com/knaus)



360° image available
www.knaus.com

BED VARIANTS



Berths



Seats with belts



less than 3.5 t



Single beds



Transverse bed



French bed



Queens bed



Bunk bed



Lifting bed



Over cab bed



Guest bed

MODEL SERIES CODES*

Seating Area

L L seating area

D Dinette

M Single seat

Bed

Q Transverse bed front/rear

F French bed

X Queens bed

E Single beds

Variants

K Children's room

G Garage

B Bathroom

* 2-division (front/rear) / 3-division (front/rear/garage)
All information partly includes special features, which are available at additional cost.

VAN TI

THE AGILE MODEL

Gross vehicle weight <i>kg</i>	3.500
Length <i>cm (min/max)</i>	599 / 703
Width <i>cm (exterior/interior)</i>	220 / 205
Height <i>cm (exterior/interior)</i>	276 / 196
Maximal payload capacity <i>kg</i>	720 - 900
Cabin door <i>(standard)</i>	STYLE
Cabin door <i>(optional)</i>	STYLE PLUS



from **page 40**

*The VAN TI is so agile that
it can navigate even winding
mountain roads with ease.*

VAN TI LAYOUTS



VAN TI 550 MD



VAN TI 650 MEG

L!VE TI

THE MODEL THAT DEFIES CONVENTION

Gross vehicle weight <i>kg</i>	3.500
Length <i>cm (min/max)</i>	644 / 752
Width <i>cm (ext/int)</i>	232 / 218
Height <i>cm (ext/int)</i>	279 / 200
Maximal payload capacity <i>kg</i>	620 - 800
Cabin door <i>(standard)</i>	KOMFORT
Cabin door <i>(optional)</i>	PREMIUM & EXKLUSIV



from **page 54**

The L!VE TI is characterised by its modern design, exceptional space efficiency and incredible load capacity.

2-4

4

3,5 ✓

L!VE TI LAYOUTS



LIVE TI 590 MF



LIVE TI 650 MF



LIVE TI 650 MEG



LIVE TI 700 MEG

SKY TI

THE UNIVERSAL GENIUS

Gross vehicle weight <i>kg</i>	3.500
Length <i>cm (min/max)</i>	643 / 752
Width <i>cm (ext/int)</i>	232 / 218
Height <i>cm (ext/int)</i>	279 / 200
Maximal payload capacity <i>kg</i>	520 - 760
Cabin door <i>(standard)</i>	KOMFORT
Cabin door <i>(optional)</i>	PREMIUM & EXKLUSIV



from **page 68**

With six different layouts, there's a set-up to suit every traveller.

2-6

4

3,5 ✓

SKY TI LAYOUTS



SKY TI 590 MF



SKY TI 650 MEG **NEW**



SKY TI 650 MF



SKY TI 700 MEB



SKY TI 700 MEG



SKY TI 700 MX

SUN TI

THE TI WITH A DOUBLE FLOOR

Gross vehicle weight <i>kg</i>	3.500
Length <i>cm (min/max)</i>	699 / 747
Width <i>cm (ext/int)</i>	234 / 218
Height <i>cm (ext/int)</i>	294 / 200
Maximal payload capacity <i>kg</i>	430 - 510
Cabin door <i>(standard)</i>	KOMFORT
Cabin door <i>(optional)</i>	PREMIUM & EXKLUSIV



from page 82

Perfectly insulated and especially practical due to extra storage space in the double floor: the SUN TI is perfectly equipped for winter holidays and lots of luggage.

L!VE WAVE

THE VERSATILE MODEL

Gross vehicle weight <i>kg</i>	3.500
Length <i>cm (min/max)</i>	698 / 752
Width <i>cm (ext/int)</i>	232 / 218
Height <i>cm (ext/int)</i>	294 / 215
Maximal payload capacity <i>kg</i>	520 - 630
Cabin door <i>(standard)</i>	KOMFORT
Cabin door <i>(optional)</i>	PREMIUM & EXKLUSIV



from page 96

With a lifting bed as standard, the L!VE WAVE is the perfect choice for anyone who likes to spontaneously accommodate additional fellow travellers.

SUN TI LAYOUTS



SUN TI 650 MF



SUN TI 650 MEG



SUN TI 700 MEG

L!VE WAVE LAYOUTS



L!VE WAVE 650 MF



L!VE WAVE 650 MG



L!VE WAVE 650 MX



L!VE WAVE 700 MEG



L!VE WAVE 700 MX

SKY WAVE

THE TI WITH A LIFTING BED

Gross vehicle weight <i>kg</i>	3.500
Length <i>cm (min/max)</i>	698 / 752
Width <i>cm (ext/int)</i>	232 / 218
Height <i>cm (ext/int)</i>	284 / 200
Maximal payload capacity <i>kg</i>	430 - 530
Cabin door <i>(standard)</i>	KOMFORT
Cabin door <i>(optional)</i>	PREMIUM & EXKLUSIV

5-6

4

3,5



from
page 110

Two separate sleeping areas in one motorhome? The SKY WAVE impresses with its particularly large lifting bed.

L!VE TRAVELLER

THE FAMILY FRIEND

Gross vehicle weight <i>kg</i>	3.500
Length <i>cm (min/max)</i>	596 / 698
Width <i>cm (ext/int)</i>	234 / 218
Height <i>cm (ext/int)</i>	320 / 200
Maximal payload capacity <i>kg</i>	500 - 640
Cabin door <i>(standard)</i>	KOMFORT
Cabin door <i>(optional)</i>	PREMIUM & EXKLUSIV

4-6

5-6

3,5



from
page 124

Thanks to the double dinette, six seatbelt-secured seats and rear-ventilated alcove, the L!VE TRAVELLER is the perfect choice for adventure holidays with the whole family.

SKY WAVE LAYOUTS



SKY WAVE 650 MF



SKY WAVE 650 MEG



SKY WAVE 700 MEG

L!VE TRAVELLER LAYOUTS



L!VE TRAVELLER 550 DB



L!VE TRAVELLER 600 DKG

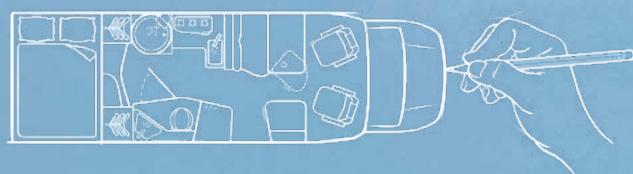


L!VE TRAVELLER 650 DG



FROM IDEA TO KNAUS

Turning a good idea into a really good vehicle involves several steps. We take each one with our sights set firmly on the goal of designing vehicles with which you can spend the best time of your life.



1. Design

Who is our target group for our new motorhome? We define the vehicle set-up and equipment that would best suit your needs. We develop various layouts and craft the future design.



HOW WE BECAME WHO WE ARE

From a caravan production plant in Lower Franconia to one of the leading brands in the industry: In 1961, company founder Helmut Knaus sets new benchmarks with his first caravan, the legendary "Schwalbennest". From that point on, the logo depicting a pair of swallows is inseparably linked with the world's most wonderful vacation pursuit.

1960 Helmut Knaus founds KNAUS in the Franconian town of Marktbreit.

1961 The KNAUS Schwalbennest is introduced – compact, comfortable and light.

1962 An icon is born. The KNAUS SÜDWIND makes its début.

1970 A new era begins: Our main factory in Jandelsbrunn is established.

1973 In recognition of his courage and pioneering spirit, Helmut Knaus is awarded the Federal Cross of Merit.

1988 The TRAVELLER becomes the first KNAUS motorhome and Promobil magazine's "Motorhome of the Year".

1996 With the Travel-Liner, we now have integrated motorhomes in our range.

2004 The SUN TI with its large panoramic roof captures the hearts of vacationmakers everywhere.

2005 A genuine success story begins. Finally, there is a camper van in KNAUS quality.

2015 We celebrate our return to the liner segment in impressive style with the SUN I.

2016 We revolutionise an entire industry. THE MISSION is the road to the future.

2017 The CUV generation begins. The BOXDRIVE built on the VW Crafter is the first caravanning utility vehicle, a completely new vehicle category.


2018 The VAN TI PLUS has what belongs together: KNAUS has built the first motorhome on MAN TGE.

2019 The LIVE I positions itself between semi-integrated motorhomes with a lifting bed and fully integrated motorhomes, becoming the face of a new class.



3. Production

All tests passed? Then we can start with series production now. Our main production and development site is located in Jandelsbrunn in Lower Bavaria. In Mottgers in Hesse and in Nagyoroszi in Hungary there are two other ultra-modern production sites. To ensure optimum conditions, we continuously invest in our sites and above all in our more than 2,900 employees throughout the group many of whom have been with us for 30 years and more.



2. Prototype and testing phase

The idea takes on perceptible forms for the first time. With the construction of the prototype, we can put our ideas to the test in reality and analyse them precisely. In order to meet our quality standards, the prototype must pass numerous tests.



4. Satisfied customers

Whether at your local dealer or directly from the factory: we like you to feel comfortable in your new vehicle from the very first moment. That's why our experts give you a comprehensive on-site instruction when you pick up your vehicle from the factory.



5. The mein.KNAUS family

Take advantage of the attractive benefits of the mein.KNAUS customer club! With your free membership you will receive the exclusive my.KNAUS card which guarantees you numerous immediate discounts with over 7,000 partners as well as access to the trade fair customer area. You can find more information on page 144 or register directly at [mein.knaus.com](https://www.mein.knaus.com)



Club members receive exclusive invitations to our KNAUS meetings as well as the exciting customer magazine INSIDE



THE FUTURE STARTS NOW

THE MISSION is the quest, the obstacles, the courage and the aim to revolutionize the future of the leisure vehicle industry. With the TRAVELINO we have taken a big step into the future. It has shown us what is possible in terms of lightness, flexibility and sustainability and has paved the way for the new development of the DESEO. Our innovative technologies are to be consistently further developed until we have revolutionized each of our model series and can proudly say so: MISSION fulfilled.

THE MISSION




Our mission: A revolution. For the caravan of the future, we are taking a completely new path. The direction is clear: Consistent lightweight construction for a 4-passenger caravan with an unladen weight of 750 kilograms. There has never been anything like this before. We have analysed, tested, developed and researched. Until the symbiosis of revolutionary body technology and pioneering materials has enabled us to reach the first milestone: the series production of the KNAUS TRAVELINO.

Chassis technology that is light as a feather.

With 35% less weight than a comparable conventional chassis, our PowerAxle takes a significant step towards hybrid and e-mobility caravanning. As a consistent further development, the new VARIO X chassis in the SPORT&FUN BLACK SELECTION marks the next step in chassis development. Thanks to its bionic shape, it combines uncompromising lightweight construction with outstanding stability and load capacity with optimum handling.

POWERAXLE




FIBREFRAME



Patented frame technology.


We have developed a self-supporting frame with which furniture is truly just furniture and no longer stabilising elements. That opens entirely new possibilities and unimagined flexibility in the layout and room design.

LIGHTWEIGHT MATERIALS



Unique lightweight. The total is more than just a sum of its parts. This applies in particular to our lightweight construction caravans. It was only through the skilful combination of all our revolutionary technologies and the courage to break new ground that we were able to realise our vision of the efficient caravan of the future: this is UltraLight!

CONNECTION TECHNOLOGY



Ultrasonic speed – even on the inside.

With the RevolutionCube technology*, we employ EPP, thereby using an entirely new material. Extremely lightweight and durable. Moreover, using ultrasonic technology, so-called KALTSCHMELZ® dowels are permanently connected with the lightweight construction carrying material.



TOP TECHNOLOGY FOR THE MOST WONDERFUL TIME OF YEAR

KNAUS
10-YEAR
LEAK-PROOFNESS
GUARANTEE



1. ROBUST HIGH-STRENGTH GRP ROOF¹

Not all GRP is the same. Its resilience depends on its glass content. To maximise protection against hail, we therefore opted for the high-strength variant, whose glass content is almost three times higher than standard GRP.

2. STABLE PRO.TEC FRAME²

The Pro.Tec frame is a particularly solid aluminium profile strip that connects the side wall, front wall, rear wall and roof to one another. It enhances the stability of the bodywork and therefore also the longevity of the entire vehicle. A particular highlight: The Pro.Tec frame incorporates a chamber for the sealant. This means that it can no longer bulge out, ensuring a seamless appearance.

3. KNAUS CATEYE evolution REAR TAIL LIGHT²

Three-dimensional lighting geometry and dynamic LED indicators develop the CATEYE evolution rear tail lights further enhance the design of the unique KNAUS night signature as well as increasing driving safety.

4. EXCELLENT GRP UNDERFLOOR²

To ensure optimum protection of the underfloor against weathering, stone impacts etc., we fit a thick, resilient GRP layer.

5. LONG-LASTING TVT BODYWORK³

Functional sandwich construction consisting of aluminium and insulating materials (XPS or EPS) with reinforcements made of polyurethane plastic and a completely bonded bodywork structure makes the entire vehicle more stable, more resistant to decay and more durable.

6. HIGH-QUALITY LOW-FRAME CHASSIS²

To maximise the headroom inside our motorhomes while minimising their external height, we use genuine Fiat low-frame chassis designs.

7. LEAK-PROOFNESS GUARANTEE¹

For all our leisure vehicles, we offer you a 10-year leak-proofness guarantee on the body manufactured by us as well as a 24-month guarantee from your KNAUS partner within the framework of our guarantee conditions valid at the time of vehicle delivery.

¹Across all series ²Model-dependent ³Optional





A well thought-out concept for your holiday enjoyment

An excellent motorhome is the sympiosis of innumerable practical and high-quality details. These include additional transport options and superb technology.



5



4

3

2



NEW

1



The integrated rear carrier with detachable trailer hitch offers even more load capacity options. For further information on e-hit, a world first, please see page 147



1. OPTIMUM GAS SUPPLY¹

Thanks to our special gas bottle pull-out system, you will find it especially easy to check and replace gas bottles^{2,3}. The system can take two 11 kg gas bottles and simplifies their loading and replacement. The new gas pressure regulators from TRUMA³ are easier to reset and have an optimised and clear status indicator. Combined with the very easy-to-swap gas filter insert³, the entire gas system and all gas-operated devices are effectively protected. Residues are collected in a replaceable filter pad, eliminating the need to change the filter cartridge.

2. THULE BICYCLE RACK³

To safely attach your bicycles to the rear of your motorhome, you need look no further than the Thule Lift V16. The rack's lift function allows it to be lowered by up to 70 cm for especially user-friendly loading and unloading. An integrated safety frame ensures that the wheels do not slip during travel. The more adjustable wheel holders can be easily adapted to different wheel sizes – from mountain bikes to children's bikes.

3. PRACTICAL DOUBLE FLOOR²

Thanks to its double insulation layers, our double floor guarantees cosy warmth no matter how cold it is outside. Water and heating pipes are laid in such a way that they are protected against frost and damage. In addition, the handy storage compartments provide space for small utensils.

4. CENTRAL SERVICE BOX¹ & WATER FILTER^{1,2,3}

All of your supply technology in one central location. The flap integrated into the side wall gives you very quick and easy access to all important elements. For detailed information on the service box layout, please check page 24. For the water filter system, see page 26.

5. VELOCATE GPS TRACKER³

If the worst comes to the worst, Velocate's optional GPS tracking system provides you with optimal protection. The tracking system requires very little power and can transmit for up to three months independently. Thanks to app control, it is particularly easy to operate. AGPS ensures particularly fast location determination and a sensitive GPS antenna provides the best reception for tracking even in difficult environments.

¹Across all series ²Model-dependent ³Optional

¹Across all series ²Model-dependent ³Optional

That's how nice it is to start your holiday with KNAUS motorhomes

With our five different motorhome body doors, you have all the options. In order to safely keep out unwanted driving rain and other inclement weather conditions, all KNAUS cabin doors are equipped with a weatherproof double seal. The KOMFORT, PREMIUM und EXKLUSIV variants are additionally equipped with a particularly quiet, automotive locking system, which is also available in an extra wide version depending on the floor plan.



Modern inner track keys slide particularly easily into the lock but don't get caught in your trouser pocket thanks to their smooth surface

NEW

EQUIPMENT	1. STYLE	2. STYLE PLUS	3. KOMFORT	4. PREMIUM	5. EXKLUSIV
Driving rain seal (double seal)	•	•	•	•	•
With windows incl. darkening	--	•	--	•	•
Automotive locking system	--	--	•	•	•
Multiple locking	--	•	--	•	•
Concealed hinges	--	--	--	•	•
2 coat hooks	fixed	fixed	hinged	hinged	hinged
Multifunctional storage bag	--	--	--	•	•
Incl. waste bin	•	•	--	--	--
Umbrella compartment	--	--	--	•	•
Door-stay / opening limiter	--	--	--	•	•
Central locking system	--	--	--	--	•
Coming-home lighting	--	--	--	--	•



The double seal keeps out the all types of inclement weather

Using the hinged coat hook, you can keep your wardrobe close at hand and exactly where you need it

The coming-home lighting of the KNAUS EXKLUSIV cabin door is a real highlight

Optimum safety through multipoint lock

The extra-wide 700 mm offer even more comfort when entering the vehicle

The multifunctional KNAUS storage bag is perfect for all of your essential purchases



Connecting, filling, draining: Our service box can do it all

Here a power supply socket, there a drain tap and the fresh water tank is somewhere else entirely – this is how the supply technology is arranged in many motorhomes, but not in ours. Every KNAUS motorhome is equipped with the practical service box, which gathers all key functions and connections centrally at a single location. For maximum ease of use.



On the SUN TI, the tanks are arranged low down in the middle of the vehicle and are equipped with a practical cleaning opening in the floor

SUPPLY TECHNOLOGY

For a motorhome to offer the same comforts you enjoy at home, a certain level of supply technology is required. On our SUN TI demonstrator vehicle, most of this technology is installed in the double floor. The advantage is that the entire installation is well insulated against frost. It is also easy to maintain via openings in the floor.

- A. ServiceBox
- B. Fresh water tank
- C. Grey water tank
- D. Battery
- E. Gas cylinders



The cleaning openings for the water tank are readily accessible via compartments in the double floor



UNIQUE SERVICE BOX

1. Fresh water tank filling
2. Fresh & grey water tank cleaning opening
3. Fresh & grey water drain taps

4. Cable bushing

To ensure that the cable can be laid neatly, there is a rodent-proof cable bushing from below into the service box.

5. Tank heating

The operation of the water tank's warm air supply shutter is possible using one hand.

6. Power supply socket

7. Frost detector

At particularly cold temperatures, the frost detector is activated and drains water from the water pipes and from the boiler to prevent frost damage.

8. Charging booster for leisure battery

Thanks to the new charging booster, leisure batteries can now be charged especially quickly and efficiently while the engine is running.

Our filter for a clear holiday pleasure

NEW

As beautiful as the destination may be, the view into the fresh water tank can quickly spoil happiness. Unfortunately, clean water is not taken for granted everywhere. It's all the more important that you have the possibility to supply yourself with purified water. The high-performance filter system from our partner BWT offers the best conditions for this.

Contaminated water can not only spoil your taste but also endanger your health



The BWT water filter works absolutely chemically free

Boiling and showering with hygienically clean water is one of KNAUS' standards for carefree holiday enjoyment



BWT BESTCAMP WATER FILTER

The handy water filter leaves nothing to be desired in terms of hygiene thanks to its ultrafiltration membrane. Microorganisms are effectively removed from the raw water. This allows hygienically perfect water to be produced without any chemicals whatsoever. The water filter can be installed in all our leisure vehicles and easily connected.

Top-class technology: thanks to the highly efficient hollow fibre membrane, the water filter achieves an excellent retention rate for microorganisms > 99.9999 % (log6). The large membrane surface ensures a high throughput and thanks to the manufacturing from completely food safe materials no unwanted substances get into the water.

Practical application: an 8 mm "John Guest" plug connection ensures particularly simple, tool-free installation. This also ensures that the water supply is guaranteed even when no replacement filter is available.

Healthy enjoyment: the water filter system minimises the risk of germs in the water. Especially in high-risk regions, the filter proves to be a useful tool for prevention and actively contributes to the protection of your health.

This is how easy it is to install & change the filter



1. We only install the filter when the vehicle is handed over so that you can use it for the full period of up to 6 months.



2. Installation is particularly easy thanks to the plug connection and clear markings.



3. The filter can be kept for up to 6 months from the day of installation. A special button shows the current status.



4. If no replacement filter is available, the intermediate piece guarantees the further water supply.



An interior you'll want to write home about: our motorhomes offer impressive levels of comfort and convenience.

Reducing an apartment with a bathroom, bedrooms, living area and a kitchen down to roadworthy compact dimensions is one thing. However, it is intelligent details and solutions such as dimmable ambient lighting that turn a living space into your favourite place.



For detailed information on sleep comfort in our motorhomes, please start on page 32. For the different types of beds, see page 34 onwards



1. HIGH MATERIAL QUALITY ¹

Exceptional material quality forms the basis for maximising longevity. With this in mind, we fit solid cast-iron pan supports, scratch-resistant stainless steel sinks, high-quality metal handles, for example, and lots more besides.

2. HEAD-UP DISPLAY & NAVIGATION SYSTEM WITH CAMPING SOFTWARE ³

The new head-up display uses a transparent screen to project all key data, such as navigation and speed as well as traffic-sign recognition information, into the driver's field of vision. Drivers don't have to take their eyes off the road unnecessarily and can focus better on what is going on around them. For an even more stress-free and entertaining journey, the Pioneer navigation system offers everything you need for short and long trips. With intuitive multi-touch control, maps of 44 countries in Europe, a DAB+ receiver, Apple CarPlay, Android Auto, Parrot Bluetooth hands-free functionality and optimum sound thanks to the on-board 13-band equalizer, it offers everything you could expect these days of a multimedia navigation system. It also comes with 3 years of free map updates.

3. MAGNETIC DOOR LOCK ²

The high-quality magnetic door lock enables variable use of the door in the open bathroom possible on the one hand, and closes gently and almost silently on the other.

4. DIMMABLE AMBIENT LIGHTING ³

Overhead cupboards, storage compartments, countertop, overhead cupboards, and canopy – wherever atmospheric lighting makes your vacation more special, we install carefully integrated, dimmable ambient lighting.

¹Across all series ²Model-dependent ³Optional



Our focus is not on style for its own sake, but on building furniture that also creates a good indoor climate

The furnishings in our motorhomes must meet extremely strict requirements. This takes more than just an attractive design and plenty of storage space. Durability, rugged construction and technologies that inspire for an entire lifetime – these are our benchmarks.



ELABORATE INTEGRAL FURNITURE CONSTRUCTION²

Air circulation is one of the most important requirements for a pleasant and healthy indoor climate.

Ceiling-mounted lockers:

They are exceptionally sturdy and are mounted with a gap between them and the walls. This allows the air to circulate unhindered behind the lockers. Condensation in the lockers is prevented, keeping your clothing and possessions fresh and dry at all times.

Kitchen unit:

All furniture is rear-ventilated in a manner that optimises the performance of the heater. The open rear ventilation cut-outs enable optimum hot air circulation, providing cosy warmth in the vehicle.



5



3



1. SOLID ALUMINIUM PROFILES¹

The furniture makes an important contribution to the stability of the entire bodywork. For this reason, we use high-strength aluminium profiles in our furnishings. As well as being even more robust than solid wood profiles, they are noticeably lighter.

2. HIGH-QUALITY SOFT-CLOSE DOORS¹

No banging, no rattling, no need to push shut. Thanks to high-quality hinges, the soft-close doors shut gently and lock completely automatically.

3. STURDY DOWEL TECHNOLOGY¹

Our furnishings are joined as standard using complex dowel technology. As a result, we achieve a very high accuracy of fit and much more stable cabinetry that you can enjoy for many years to come.

4. SCRATCH-RESISTANT HPL SURFACES¹

High-Pressure Laminate is a laminate material that is used specifically for the high levels of stress encountered, for example, in kitchens. The multi-layered structure is produced under very high pressure and sealed with a particularly resilient top layer. This makes our countertops and tabletops particularly scratch-resistant.


5. STABLE SOFT-CLOSE FULL-EXTENSION DRAWER SLIDES¹

For our drawer slides, we work with the quality supplier GRASS, which normally supplies to furniture manufacturing brands. And you'll notice this too. Thanks to full-extension drawer slides, the drawers extend so far out that they are easy to fill or empty all the way to the back. They are guided precisely and shut gently – for the lifetime of the vehicle and probably beyond.



¹Across all series ²Model-dependent ³Optional

OUR FEATURES FOR YOUR SLEEPING COMFORT

Sweetly falling asleep and waking up relaxed. We give the highest priority to the design of the sleeping area so that you can always have a relaxed start into an eventful holiday. Our concept comprises high-quality materials, well thought-out details and individualisable solutions.



The rear-ventilated furniture design ensures pleasant sleeping conditions



Our precisely fitting, optionally available sheets optimise the lying comfort



1. EXCELLENT EVOPORE HRC MATTRESSES¹

30% lighter and 40% less loss of hardness than comparable cold foam mattresses. No development of 'hollows' even in one-sided use. The 5-zone EvoPore mattresses (1a) not only pamper you with excellent sleeping comfort, they also impress with exceptional durability. The High-Resilience-Climate technology ensures that the mattress remains highly elastic even under demanding climatic conditions. For even more exclusive sleeping comfort, the optional WaterGel layer is up to 50 mm thicker. The breathable foam adapts smoothly to the body.

2. OPTIMUM SLATTED FRAME¹

The best mattress is only ever as good as its base frame. That is why we install high-quality slatted frames as standard. The distance between the individual slats offers optimum stability and superb ventilation at the same time.

3. BED EXTENSION^{2,3}

Of course we want to ensure a maximum sleeping space for you. Special detail solutions also contribute to this, such as the variable foot area extension for French beds or the precisely fitting roller slatted frames and mattress liners for single beds.

4. ENTRANCE HEIGHT¹

Our designers pay attention to creating the bed entrance as easy as possible in all layout variants. For the extension of the single beds³, a stowable ladder provides safe access. Optionally, some beds can also be installed in a low version² (including wardrobe above the foot end).

5. STORAGE SPACE, SOCKETS & LIGHTING²

Reading a bit more, charging your smartphone overnight and having your glasses ready to hand. For all of that and more, you'll find comfortable dimmable lighting, sophisticated storage options and sockets in the sleeping area.


6. TEXTILE ROOM DIVIDERS¹ & WALL COVERING¹

Especially with several travel companions and larger families, privacy is an important factor for a restful night's sleep. This is ensured by textile room dividers that are easy to pull out and provide pleasant privacy. Thanks to the soft-touch wall panelling, the sleeping area becomes particularly comfortable.



¹ Across all series ² Depending on the model ³ Optional



From A for alcove to T for transverse bed: the perfect berth for every vacationmaker



SINGLE BEDS



Spacious. The single beds really give you plenty of space to relax. Thanks to the optional extension, the beds can be increased in size to create a large reclining area.

Layouts: VAN TI 650 MEG, LIVE TI 650 MEG, 700 MEG, SKY TI 650 MEG, 700 MEB & MEG, SUN TI 650 MEG, 700 MEG, LIVE WAVE 700 MEG, SKY WAVE 650 MEG, 700 MEG


TRANSVERSE BED



Perfectly designed. By using the entire width of the vehicle for the sleeping area, you get a particularly long surface for lying on here and a great feeling of room through efficient use of space.

Layouts: VAN TI 550 MD, LIVE WAVE 650 MG, LIVE TRAVELLER 650 DG

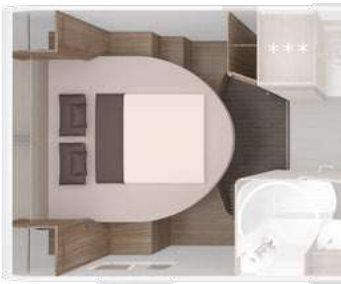
FRENCH BED



Optimum use of space. There is also room here for a spacious bathroom and large wardrobe in the rear. An optional folding cushion on the outside provides more sleeping space.

Layouts: LIVE TI 590 MF, 650 MF, SKY TI 590 MF, 650 MF, SUN TI 650 MF, LIVE WAVE 650 MF, SKY WAVE 650 MF

QUEENS BED



True relaxation. The queens bed is accessible from both sides for extra convenience. There is also a large wardrobe with a garment rail on both sides of the bed.

Layouts: SKY TI 700 MX, LIVE WAVE 650 MX, 700 MX

BUNK BED



Bunking down. The children's bunk bed in the rear is already included as standard in our special K layouts. With a sleeping area of up to 212 x 74 cm, there is plenty of room for big dreams over two levels here.

Layouts: LIVE TRAVELLER 600 DKG

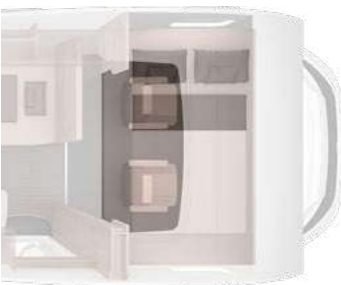

LIFTING BED



Winding down. The lifting bed can be lowered particularly easily and a long way down for a second separate sleeping area. When not in use, a comfortable standing height is maintained.

Layouts: LIVE WAVE 650 MF, MG & MX, 700 MEG & MX, SKY WAVE 650 MF & MEG, 700 MEG

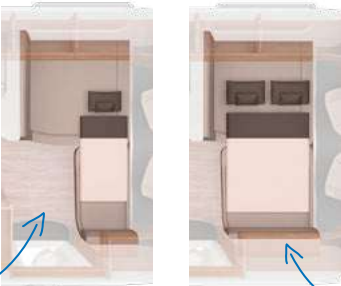

OVER CAB BED



Onwards and upwards. Access to the alcove bed is absolutely safe thanks to the lockable ladder with optional ladder shaft. The alcove is fully heated and rear-ventilated for pleasant sleeping conditions.

Layouts: LIVE TRAVELLER 550 DB, 600 DKG, 650 DG

GUEST BED



Variable and comfortable. The dinette can be converted into an additional sleeping area in just a few easy steps, offering one to two beds depending on the layout. The stable lifting table on a central support column is simply lowered for this. A cosy reclining area is then created thanks to the custom-fit upholstery.

Guest bed 1

Guest bed 2



LUXURIOUS, OUR KITCHEN VARIANTS

A kitchen must withstand a great deal of abuse and conform to strict requirements. Robust worktops, high-quality appliances as well as a clever layout where everything is within easy reach and plenty of storage space come as standard in every KNAUS kitchen.



CORNER KITCHEN LIVE WAVE 700 MEG

CORNER KITCHEN



Depending on the layout, the refrigerator is located opposite or beside the kitchenette

Spacious L shape. The corner kitchen is located behind the dinette. This means that the sink and stove can be placed across the corner to allow plenty of workspace and room for a large refrigerator.

Layouts: LIVE TI 650 MF, 700 MEG, SKY TI 650 MF, 700 MEB, MEG & MX, SUN TI 650 MF, 700 MEG, LIVE WAVE 650 MF, MG & MX, 700 MEG & MX, SKY WAVE 650 MF, 700 MEG



GALLEY KITCHEN LIVE TI 650 MEG

GALLEY KITCHEN



An extension to be enjoyed. Having a separate refrigerator means that this can be particularly large. The folding worktop extension offers additional room for prep.

Layouts: VAN TI 650 MEG, LIVE TI 590 MF, 650 MEG, SKY TI 590 MF, 650 MEG, SKY WAVE 650 MEG, LIVE TRAVELLER 550 DB, 600 DKG, 650 DG



COMPACT KITCHEN VAN TI 550 MD

COMPACT KITCHEN



Efficiently integrated. Thanks to an extra-deep sink and with the refrigerator integrated into the kitchenette, every centimetre is put to best use. Drawers with full extension offer convenient access to crockery and supplies.

Layouts: VAN TI 550 MD, SUN TI 650 MEG

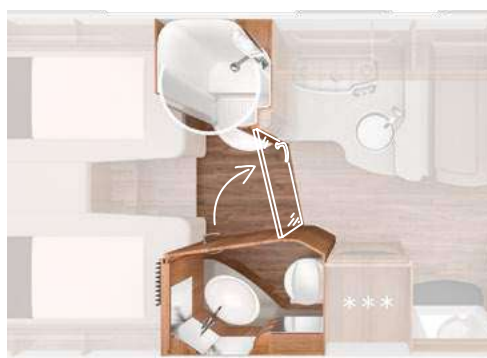


DISCOVER OUR BATHROOM VARIANTS

The KNAUS bathroom variants are stylish, clever and spacious. When it comes to design, we place great importance on elegant style, maximum storage space and an atmosphere of well-being. We believe that bathrooms should offer as much space as possible, but take up as little space as possible.



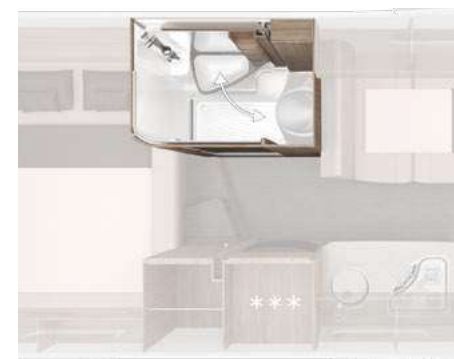
OPEN BATH



Elegant and spacious. The door to the washroom and toilet area also functions here as a partition to the living room, which means that a particularly roomy bathroom can be created if necessary. The separate, spacious shower cabin is a comfort highlight.

LAYOUTS: SKY TI 700 MEG & MX, SUN TI 700 MEG, SKY WAVE 700 MEG


COMFORT BATH



Swivelling convenience. The swivel wall provides an especially spacious shower cabin on one side, with the sink on the other.

LAYOUTS: VAN TI 550 MD, 650 MEG, LIVE TI 650 MEG, SKY TI 650 MEG, SUN TI 650 MEG, SKY WAVE 650 MEG, LIVE TRAVELLER 550 DB, 600 DKG, 650 DG

REAR LONGITUDINAL BATH



Clever and spacious. In layouts with a french bed, this bathroom variant optimises the use of space, both inside and outside the bathroom.

LAYOUTS: LIVE TI 590 MF, 650 MF, SKY TI 590 MF, 650 MF, SUN TI 650 MF, LIVE WAVE 650 MF, SKY WAVE 650 MF

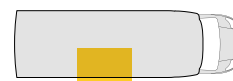
REAR CROSSWAYS BATH



A spacious shift. The transverse bathroom in the rear ensures that the single beds are shifted forward a little. This means that the vehicle's full width can be used to create a spacious bathroom with separate shower cabin.

LAYOUTS: SKY TI 700 MEB


INTEGRATED BATH



Intelligent configuration. A fixed wash basin, fixed shower cubicle and still plenty space despite the compact dimensions. The intelligent configuration makes it possible.

LAYOUTS: LIVE TI 700 MEG, LIVE WAVE 650 MG, 700 MEG & MX

LIVE BATH



Cleverness perfected. The new bathroom in the LIVE models with a separate shower and spacious bathroom with a flexible room divider ensures maximum enjoyment when you're brushing your teeth.

LAYOUTS: LIVE WAVE 650 MX



VAN TI

THE AGILE MODEL



THE #NUMBER 1 BECAUSE ...



it is the **lightest vehicle** in its class.



it scores highly with its **dynamic frame look**.



it offers **vast amounts of space** despite its compact dimensions.

We tested the endurance of rugged high-strength GRP on page 16

It couldn't be simpler: One central service box for all connections and drains (for details, see pages 24-25)

An elegant transition with no visible screw fittings and with perfect gap dimensions. This is where you can see and feel the excellent quality





All good floor plans come in pairs.

For Tina and Florian, the 650 MEG is the perfect choice: with bags of storage space and yet agile enough to find the perfect picnic spot in the Portuguese mountains.



VAN TI 550 MD

Room divider with lowered doors



VAN TI 650 MEG

Extendible single beds



My Tip

Jürgen Thaler, Product Manager
KNAUS Motorhomes & Caravans

“For me, this type of dynamic motorhome simply has to have framed windows. They are integrated perfectly into the side wall, but are also exceptionally secure and reduce wind noise significantly.”



Cat-Eye hybrid rear lights with LED technology round out the striking rear view

Automotive design thanks to wraparound frame look

A door in the side wall provides exceptional ease of access to the gas bottle locker

276 cm

220 cm

599 - 703 cm

Underfloor measuring 48 mm thick with XPS insulation and protective aluminium layer for an optimum indoor climate and maximum durability



VAN TI OVERVIEW



Layouts	2
Gross vehicle weight kg	3.500
Maximal payload capacity kg	720 - 900

For more information, visit
www.knaus.com/vanti





When the living area becomes a dance floor. Then Tina can swing her hips while Florian lays down the beat with the maracas. This is Portugal's sheer [zest for life](#).



Time for a
cuddle ♡

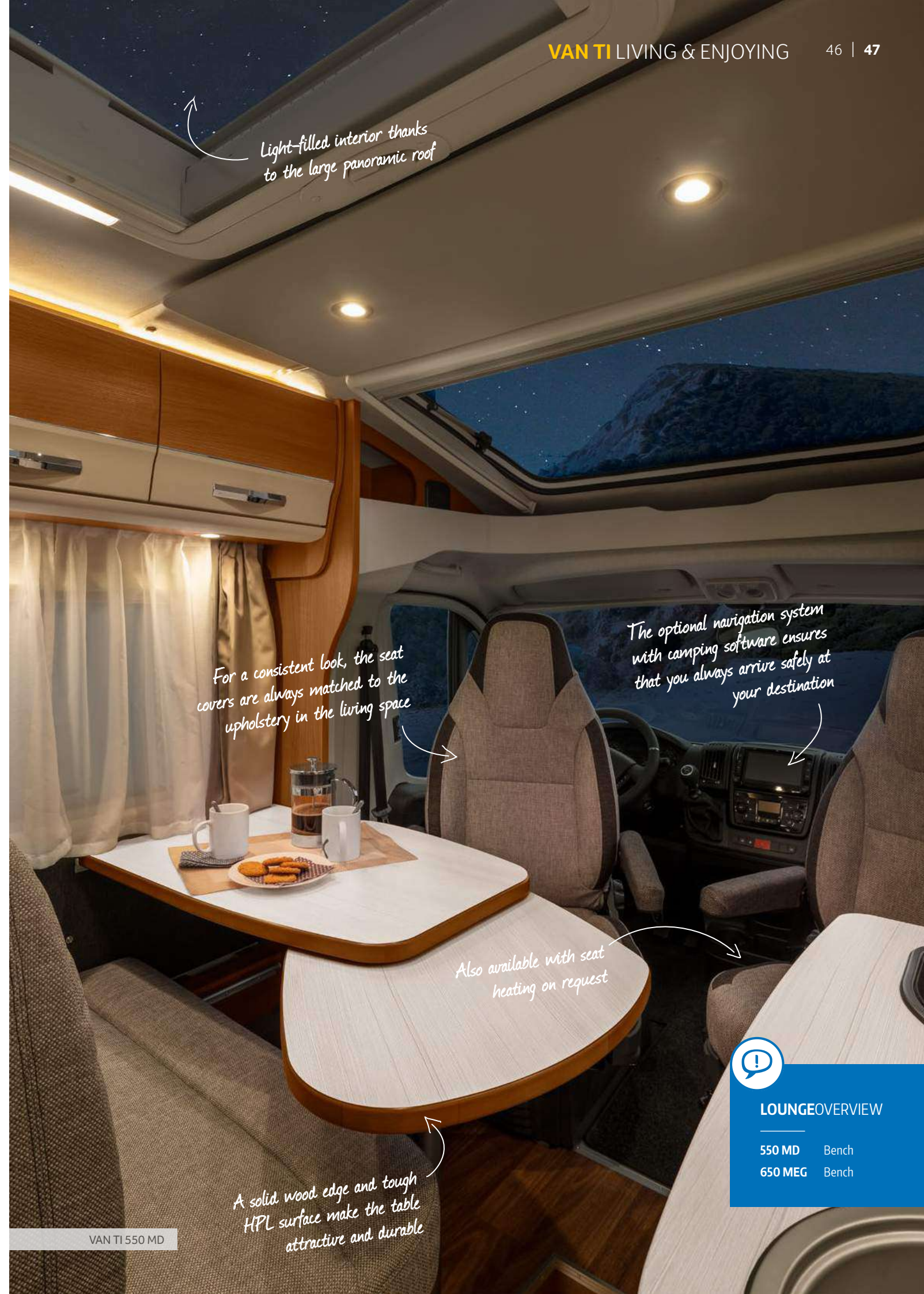


Practical swallows' nests for
all your bits and pieces

No condensation and an
atmosphere of total well-
being thanks to clever rear
ventilation



- 1. Spacious seating area with LED TV.** There's plenty of space thanks to the intelligent room layout, a wonderful lighting ambiance due to the large panoramic window and, naturally, fantastic entertainment with the 24" LED TV.
- 2. Extendible table.** Attached to the side wall, the table makes perfect use of the available space. It is fitted with a sturdy rotating mechanism so you can fold it out with ease.



Light-filled interior thanks
to the large panoramic roof

For a consistent look, the seat
covers are always matched to the
upholstery in the living space

The optional navigation system
with camping software ensures
that you always arrive safely at
your destination

Also available with seat
heating on request

A solid wood edge and tough
HPL surface make the table
attractive and durable

VAN TI 550 MD



LOUNGE OVERVIEW

550 MD	Bench
650 MEG	Bench



KITCHEN OVERVIEW

550 MD Compact kitchen
650 MEG Galley kitchen

You can find more information about our kitchens on [pages 36 - 37](#).



Seasoned to perfection.

On the [powerful 3-flame cooker](#), Tina and Florian can prepare the freshly caught mussels from the harbour immediately. Add a squeeze of lemon and enjoy.



1. Large 3-flame cooker. Espresso on the left, spaghetti on the right and the sauce below. And ignition is performed at the push of a button. It couldn't be simpler.


2. Compact kitchen. Even the ultra-compact 550 MD features a fully-equipped kitchen

3. Full-extension drawer slides. Make loading particularly easy for you. Right back to the furthest corner.



Beautiful vacation destinations. That is what Tina and Florian have chosen for this vacation. And the comfort beds in the VAN TI can comfortably handle at least another four hundred journeys – with no loss of quality.

- 1. Extendible single beds.** With the roll-up slatted frame in the middle and the two cushion sections, you can transform the single beds into a large double bed in a matter of seconds.
- 2. Wardrobe under the beds.** Simply open the door and flap to gain convenient access to the spacious wardrobes with garment rails on both sides.



BED OVERVIEW


550 MD  2 
650 MEG  2 

You can find more information about our beds on **pages 34 - 35**.



 Single beds



 Transverse bed



Start the day refreshed.

Thanks to the large skylight in the comfort bathroom, Tina can already look forward to the Portuguese sun while standing at the wash basin.



- 1. Spacious bathroom.** In the starting configuration, the VAN TI presents a generously proportioned bathroom.
- 2. Practical shower cubicle.** If you want to take a shower, simply fold out the entire mirror wall and wash basin to the side. Now simply close the louvred door until the magnetic lock grips and you are ready to go.



Comfort bath



BATHROOM OVERVIEW

550 MD	Comfort bath
650 MEG	Comfort bath

You can find more information about our bathrooms on **pages 38 - 39**.



L!VE TI

THE MODEL THAT DEFIES
CONVENTION



THE #NUMBER 1 BECAUSE ...



it is a **genuine KNAUS**
not just with regard to
cabinetry.



it offers a **fantastic**
price-performance
ratio.



impresses with its
elegant design.



Turn to page 16 to discover
why the high-strength GRP
roof is so resilient

With its automotive-like design,
the KNAUS PREMIUM cabin
door brings an automotive feeling
into the motorhome. More on
pages 22-23

The KNAUS CAT'EYE
evolution rear tail light provides
dynamic LED indicators for
increased driving safety



Which floor plan is for you? It's not an easy decision. The 650 MEG with extendible single beds is finally selected for the trip to see the tulips blossom in Holland.

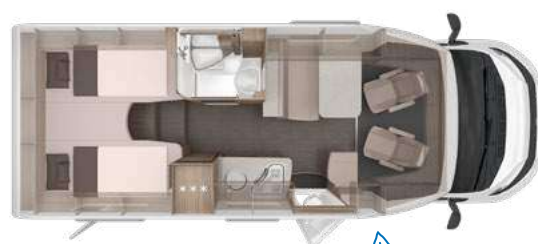
Compact floor plan with french bed



LIVE TI 590 MF



LIVE TI 650 MF



LIVE TI 650 MEG

Also available as a low-bed variant



LIVE TI 700 MEG



The absence of visible screw fittings and the seamless transitions testify to the high quality standards

Progressive film design for a striking appearance

All key functions in one place: The LIVE TI also features the service box for excellent user convenience



LIVE TI OVERVIEW



Layouts	4
Gross vehicle weight kg	3.500
Maximal payload capacity kg	620 - 800

For more information, visit www.knaus.com/liveti






Life in its most beautiful colours.

Here, there is at least as much to discover as in every flower in Tina's colourful bouquet of tulips. Luckily, Florian remembered to pack a vase.



A true delight,
the LIVE TI



- 1. Lowerable LED TV.** The Full HD television simply disappears behind the bench seat, so it doesn't take up space when it's not in use.
- 2. Well thought-out dinette.** The overhead cupboards offer plenty of storage space. Thanks to a gathering function, the high-quality net curtains can be raised or lowered as preferred.
- 3. Elegant front interior.** The dark offset décor picks up the line of the driver's cab cladding and ensures a smooth transition.



LOUNGE OVERVIEW

590 MF	Bench
650 MF	Bench with side seat
650 MEG	Bench with side seat
700 MEG	Bench with side seat



KITCHEN OVERVIEW

590 MF	Galley kitchen
650 MF	Corner kitchen
650 MEG	Galley kitchen
700 MEG	Corner kitchen

You can find more information about our kitchens on [pages 36 - 37](#).

MOVING BY GRASS

CORNER KITCHEN LIVE TI 700 MEG



What do people cook in the Netherlands?

According to Florian, crêpes at all hours of the day and night, savoury or sweet. On the 3-flame cooker, he can even prepare two portions simultaneously.



GALLEY KITCHEN LIVE TI 650 MEG

1



GALLEY KITCHEN LIVE TI 650 MEG

2

1. Variant - galley kitchen.

The galley kitchen in the 650 MEG is compact, but offers incredible worktop and storage space thanks to the folding worktop extension and clever layout.

2. Atmospheric ambient lighting.

Below the countertop as well as behind the kitchen rear wall cladding, it underlines the elegant furniture design and ensures pleasant lighting.



The perfect spot for a snooze. The extendible single beds are simply fabulous. Tina and Florian can enjoy their own space or move closer together – just as the fancy takes them.

- 1. Wardrobes under the beds.** Open the door and flap to gain convenient access to the spacious wardrobes. For even more flexibility, garment rails are fitted on both sides.
- 2. French bed.** Thanks to the optional folding cushion, the reclining surface can be very easily extended into the foot area.





Bathing in the Netherlands.

Bathing in the North Sea is wonderful, but it's ten times better in the well thought-out integrated bathroom. That's because Florian can easily adjust the temperature here.



1. Variant - integrated bathroom.

Specially developed for the LIVE model series, the integrated bathroom offers you a fixed shower and incredible space.

2. Spacious rear longitudinal bathroom.

With the washbasin having been moved, a separate room with comfortable bench toilet, spacious closet and shower cabin is created here.



COMFORT BATH LIVE TI 650 MEG



Comfort bath



Rear longitudinal bath



Integrated bath



BATHROOM OVERVIEW

590 MF	Rear longitudinal bath
650 MF	Rear longitudinal bath
650 MEG	Comfort bath
700 MEG	Integrated bath

You can find more information about our bathrooms on pages 38 - 39.

The clever swivel wall folds to the side to create a spacious shower cabin - so that you have the best possible space in every situation



SKY TI

THE UNIVERSAL GENIUS



THE #NUMBER 1 BECAUSE ...



it is Germany's
best-selling
low-profile.



it offers a **fantastic**
price-performance
ratio.



it offers the
widest choice
of layouts.

Genuine KNAUS quality: No visible screw fittings, insulated roof scoop with LED positional lights and extremely sturdy aluminium profiles (Pro.Tec frame, see page 16)

No more endless searching: one central service box for all connections and drains (for details, see pages 24-25)

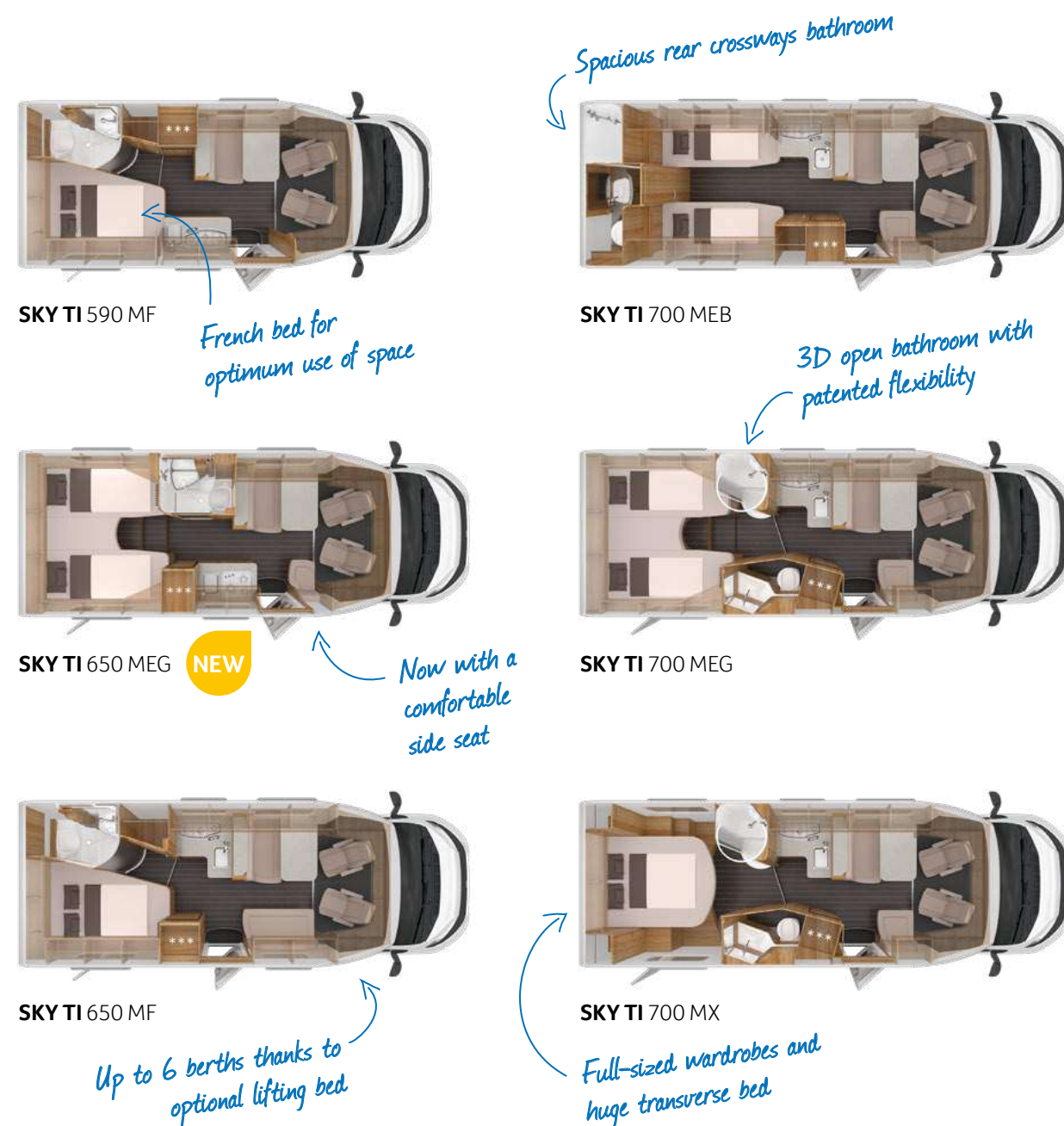
Easy and quick to extend: The body battery is accessible from the outside

No need to worry about spray and stone impacts, the 40-mm-thick underfloor with XPS insulation is fitted with a protective GRP layer





So many floor plan variants. Svenja and Paul found it difficult to make a choice. Since they plan to visit the fashion capitals of Italy, they opted for the 700 MEG. That's because its numerous storage compartments are perfect for all those shopping trips.



SKY TI OVERVIEW



Layouts	6
Gross vehicle weight kg	3.500
Maximal payload capacity kg	520 - 760

For more information, visit
www.knaus.com/skyti





Stracciatella ice cream for breakfast? When in Rome ... And in the [cosy lounge](#), Svenja and Paul can enjoy this dish at any time of the day and night. [Welcome to the taste of Bella Italia.](#)



1. Lowerable 24-inch LED TV. Another reason why the living area looks so elegant and tidy is because you can make the 24" Full-HD LED TV with integrated digital receiver and extensive connection possibilities disappear from sight behind the rear seat.

2. Pearly white décor with cross-stitch pattern. It looks good, feels good to touch and is so durable that it will still look like new after many years on the go.

3. Panoramic roof & roof liner cladding. The driver's cab and living area blend elegantly into a single space. During the day, the panoramic roof maintains a pleasant light ambiance; at night, the ambient lighting takes over.



Huge panoramic roof for new impressions and a fantastic view

The soft-close flaps close gently and lock automatically

Specially developed to meet the requirements of motorhomes and for maximum long-distance comfort

Also available with seat heating on request

Stain-repellent ACTIVE LINE upholstery (for details, see page 138)



LOUNGE OVERVIEW

590 MF	Bench
650 MEG	Bench
650 MF	Bench with side seat
700 MEB	Bench with side seat
700 MEG	Bench with side seat
700 MX	Bench with side seat



KITCHEN OVERVIEW

590 MF	Galley kitchen
650 MEG	Galley kitchen
650 MF	Corner kitchen
700 MEB	Corner kitchen
700 MEG	Corner kitchen
700 MX	Corner kitchen

You can find more information about our kitchens on **pages 36 - 37**.



From weekly market directly into the pot. Basil, rosemary, thyme – what an aroma! And thanks to robust and easy-to-clean HPL surfaces, there's no need to worry about the odd mishap.



- 1. Spacious corner kitchen.** It adjoins the seating area directly, therefore making optimum use of the available space. For maximum working space and plenty of elbow room.
- 2. Sturdy pull-out baskets.** Below the easily accessible gas taps, you'll find plenty of storage space, which is also extremely useful thanks to the open pull-out baskets.
- 3. Drawers with ball-bearing full extension.** They extend so far out that they can easily be accessed all the way to the back.



If you like to sleep beneath the stars, the optional huge panoramic roof in the rear is perfect for you

With rear-ventilation and heating throughout, and fitted with a soft lined headboard, for an atmosphere of complete well-being

201 x 80 cm

195 x 80 cm

Sleep as if supported by clouds, thanks to EvoPore mattresses

BED OVERVIEW

590 MF		2	
650 MEG		2	
650 MF		6	
700 MEB		4	
700 MEG		4	
700 MX		4	

You can find more information about our beds on [pages 34 - 35](#).



Single beds



French bed



Queens bed

Go to sleep staring at the stars and rise with the sun. In the super-comfortable beds, Svenja and Paul make plans at night for the next day's activities. Colosseum, Piazza della Signoria or perhaps just stay in bed?

1. French bed with extension. Lift up the mattress, fold out the extension and you have already made more space.

2. Wardrobes under the beds. Plenty of space, numerous storage possibilities, garment rails on both sides, practical lighting and – thanks to generous access – all perfectly usable. These are your new wardrobes.



FRENCH BED SKY TI 650 MF

1



SINGLE BEDS SKY TI 700 MEG

2

Gas pressure springs hold the flap in position so you have both hands free and can stow your belongings with ease

SINGLE BEDS SKY TI 700 MEG



A bathroom as fresh as the Adriatic breeze. Svenja is particularly delighted with the large mirror cabinet. It's a real all-rounder thanks to the integrated lighting and combined storage space.



- 1. Luxurious open bathroom.** The spacious, separate shower cabin offers maximum comfort and convenience here. High-quality fittings and a large roof window ensure an elegant and pleasant overall look.
- 2. Well thought-out rear longitudinal bathroom.** The swivel wall enables efficient use of space and can be simply positioned as you require at that moment. With one easy step, you get a spacious shower cabin or a roomy washbasin.



SKY TI GROOMING & RECOVERING

80 | 81



Open bath



Comfort bath



Rear longitudinal bath



Rear crossways bath



BATHROOM OVERVIEW

590 MF	Rear longitudinal bath
650 MEG	Comfort bath
650 MF	Rear longitudinal bath
700 MEB	Rear crossways bath
700 MEG	Open bath
700 MX	Open bath

You can find more information about our bathrooms on **pages 38 - 39**.



SUN TI

THE TI WITH A DOUBLE FLOOR



THE #NUMBER 1 BECAUSE ...



it offers outstanding
winter performance
thanks to the practical
double floor.



it strikes the perfect
balance between
function and design.



it is equipped with the
largest panoramic
roof in its class.

*Not all GRP is the same. We
tested the endurance of the high-
strength variant on page 16*

*It couldn't be simpler: One
central service box for all
connections and drains (for
details, see pages 24-25)*





Intelligent construction from front to back. And ready for every vacation destination. On their tour through the snowy Austrian landscape, Tina and Florian are on the road in the 650 MEG. The hail-resistant GRP roof is just what they need.

Generous feeling of space thanks to unobstructed viewing angles



SUN TI 650 MF

Spacious comfort bathroom with swivelling wall



SUN TI 650 MEG

Comfortable & extendible single beds



SUN TI 700 MEG



Thanks to its weatherproof double seal, the KNAUS PREMIUM cabin door is ideal for winter excursions with its automotive-like locking system

No visible screw fittings and perfect gap dimensions: This is where you can see and feel excellent quality



An external height of just 294 cm despite the double floor



SUN TI OVERVIEW




Layouts	3
Gross vehicle weight kg	3,500
Maximal payload capacity kg	430 - 510

For more information, visit www.knaus.com/ranti






He loves the blanket of snow, she's looking forward to the blanket of wool. Both enjoy the underfloor heating and the effective protection against cold of the double floor in the interior compartment.



- 1. High-gloss furniture décor.** The elegant finish on the furniture fronts is created using a special, extremely scratch-resistant coating.
- 2. KNAUS smartCI.** Optimum networking of units built into the vehicle. Control the lights throughout the vehicle, check the levels of all tanks or the capacity of the batteries. And with the optional WLAN package, you can do all of this conveniently from your smartphone or tablet.



LOUNGE OVERVIEW

650 MF	Bench with side seat
650 MEG	Bench with side seat
700 MEG	Bench with side seat



Dining in the glow of the light.

Thanks to the elegant ambient lighting around the entire kitchenette, even making a cup of tea becomes an atmospheric highlight.



- 1. Compact kitchen.** Thanks to an intelligent layout, you will find enough storage space and room for cooking and enjoyment here.
- 2. Practical medical cabinet.** Sturdily built and featuring high-quality workmanship, it has plenty of space for all of your supplies.
- 3. Generous storage space.** Thanks to their full-extension drawer slides, the drawers can easily be used all the way to the back. High-quality pull-out baskets take care of the rest.



Will we lie down a little bit longer?
 Florian's answer is as clear as the starlit night. And thanks to the extendible single beds, they can enjoy the entire sleeping area together.



- 1. Extendible single beds.** Quick and effortless: Pull out the roll-up slatted frame and insert the cushions. The single beds are transformed into a large double bed.
- 2. French bed.** The reclining area can be very simply extended with the folding cushion. Ambient lighting and textile wall coverings ensure a cosy overall look.
- 3. Wardrobes under the beds.** Thanks to the numerous storage possibilities, practical lighting and wide access, you'll easily find space for all your belongings.



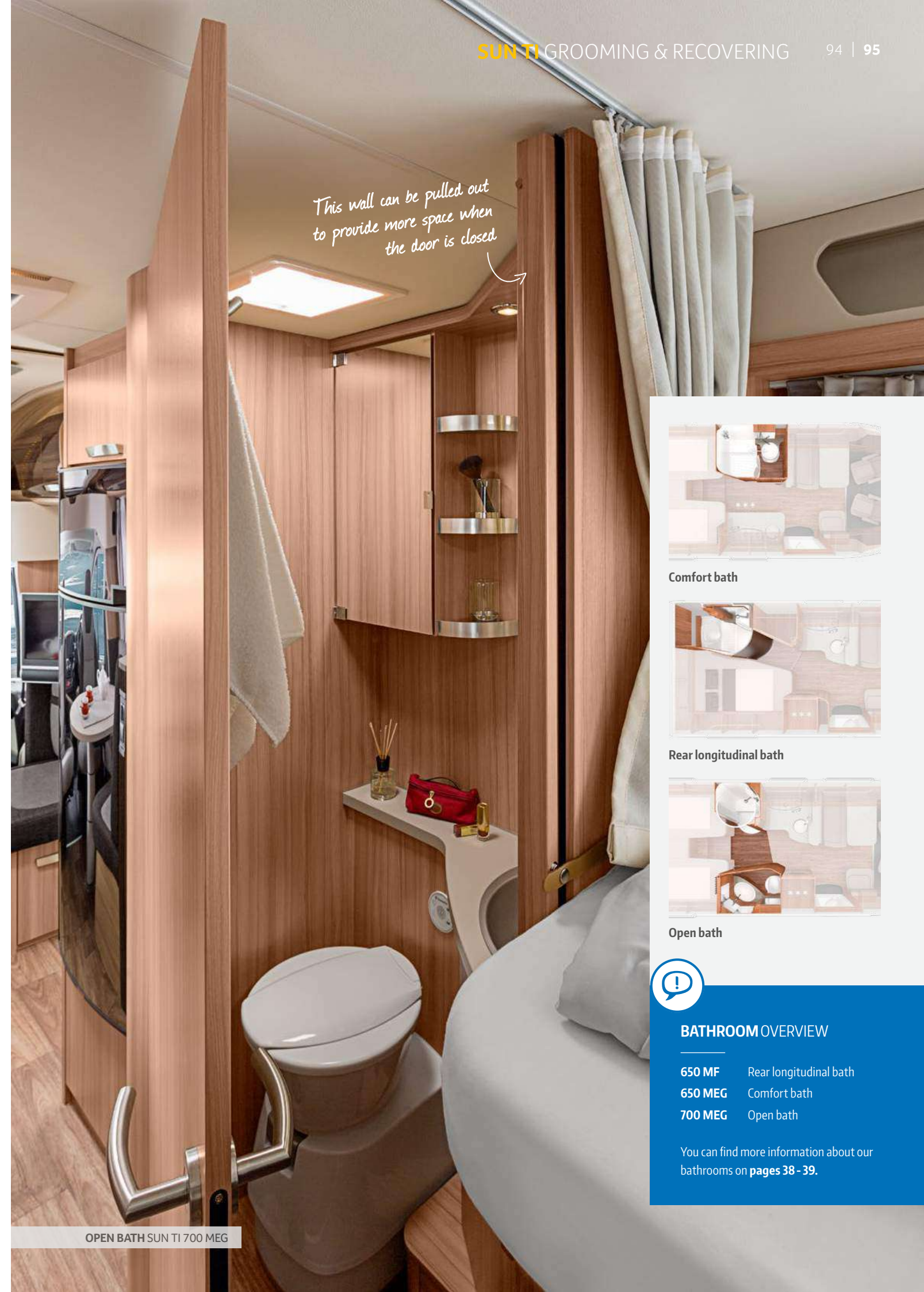


Singing and dancing in the shower. Tina certainly has enough space for that here. And with high-quality fittings like these, even Florian can understand.



1. Generous dimensions. Everything that you need for a relaxing shower. Practical shelves, plenty of space and two drains so that the water drains without difficulty even if the vehicle is at a slight angle.

2. Fully-equipped bathroom. Plenty of space on the wash stand, a large wash basin and the stylish integrated lighting in the mirror make your bathroom as beautiful as it is practical.



Comfort bath



Rear longitudinal bath



Open bath



BATHROOM OVERVIEW

650 MF	Rear longitudinal bath
650 MEG	Comfort bath
700 MEG	Open bath

You can find more information about our bathrooms on **pages 38 - 39**.



L!VE WAVE

THE VERSATILE MODEL



THE #NUMBER 1 BECAUSE ...



it is a **genuine KNAUS** through and through.



it offers an **outstanding price-performance ratio.**



it offers up to **6 comfortable berths** thanks to the lifting bed.

The central service box contains all the important supply units from the power supply socket to the frost detector, thereby ensuring maximum user convenience

No need to worry about poor weather: The high-strength GRP roof is exceptionally resistant to hail. Turn to page 16 to discover why this is the case

Automotive rear design

Dynamic design and increased driving safety: the KNAUS CATEYE evolution tail lights perfectly combine form and function.





Exceptionally spacious
LIVE bathroom

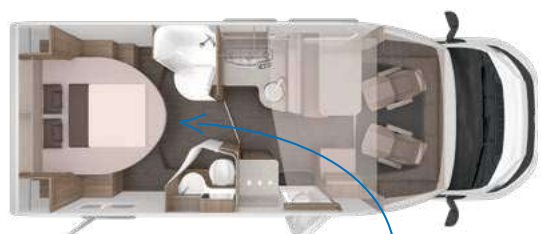


LIVE WAVE 650 MG

Particularly spacious thanks to
the perfect integration of the
bathroom and bed in the rear



LIVE WAVE 650 MF



LIVE WAVE 650 MX

Compact floor plan with
luxurious queens bed



LIVE WAVE 700 MEG

Optional also as a
low-bed version



LIVE WAVE 700 MX



The LIVE WAVE does without the
characteristic wave form, but with up to
215 cm of headroom for grown-ups

The absence of visible screw
fittings and the seamless
transitions testify to the high
quality standards

The KNAUS PREMIUM
cabin door is equipped with
an automatic locking system.
More on page 22-23

294 cm

698 - 734 cm

232 cm

**These layouts were made
to be shared.** That's
why Tina and Florian
spontaneously invited their
best friends along. The
700 MX provides plenty of
space for all four.



LIVE WAVE OVERVIEW

5-6 4 3,5 ✓

Layouts 5
Gross vehicle weight kg 3.500 kg
Maximal payload capacity kg 520 - 630

For more information, visit
[www.knaus.com/
livewave](http://www.knaus.com/livewave)





Celebrating until breakfast. And then sharing bread rolls and jam in the [light of the rising sun](#). This is how simple and wonderful life [with good friends](#) can be.



Private oases included



1 LIVE WAVE 650 MF



2 LIVE WAVE 700 MEG



3 LIVE WAVE 650 MF

- 1. High-quality lifting bed.** With overhead compartments for extra storage space and wood trim as well as soft surfaces for a homely ambiance.
- 2. Extendible LED TV.** The Full HD television disappears discreetly behind the bench seat and to ensure a neat, minimalist interior.
- 3. Perfectly integrated.** The front extension is homogeneously integrated into the living area and offers additional storage space with practical "swallow's nests".

Elaborate integral furniture construction with rear ventilation guarantees a pleasant indoor climate

Extra robust and durable: the metal handles



LIVE WAVE 650 MF



LOUNGE OVERVIEW

650 MG	Bench with side seat
650 MF	Bench with side seat
650 MX	Bench with side seat
700 MEG	Bench with side seat
700 MX	Bench with side seat



KITCHEN OVERVIEW

650 MG	Corner kitchen
650 MF	Corner kitchen
650 MX	Corner kitchen
700 MEG	Corner kitchen
700 MX	Corner kitchen

You can find more information about our kitchens on [pages 36 - 37](#).



One kitchen, thousands of memories. The taste of soft pitta bread instantly triggers old memories among the friends. A moment that they savour fully in every sense of the word.



1. High-quality fittings. Thanks to rugged full-extension drawer slides by GRASS, the soft-close drawers extend so far out that they can be used all the way to the back. The ambient lighting not only ensures a pleasant lighting atmosphere, but also lights up the drawers to help you find what you are looking for quickly.

2. Huge refrigerator. The corner kitchen has room for a 145-litre refrigerator, which reliably and automatically selects the energy source thanks to the AES function.



The right bed for everyone. A large rear bed on one side, a comfortable lifting bed on the other. This means that everyone can retreat for some privacy whenever and for as long as they want.

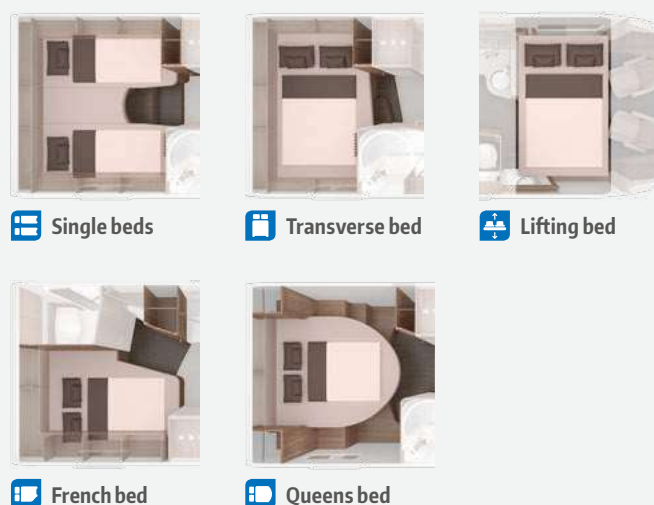
1. French bed. The high-quality EvoPore HRC mattress together with the stable wooden slatted frame offers the optimum basis for a relaxing night. The reclining area can be very simply extended thanks to the optional folding cushion.

2. Wardrobe. In layouts with a French bed, the space between the washbasin and kitchen is used for a full-length wardrobe with garment rail.



BED OVERVIEW

650 MG		6			
650 MF		6			
650 MX		5			
700 MEG		6			
700 MX		5			



You can find more information about our beds on **pages 34 - 35**.



Viewed in the right light - thanks to the integrated LED lights

If people take their time in the bathroom, you can't really hold it against them. For with so much space on offer it's easy to lose track of time even while shaving.



1 REAR LONGITUDINAL BATH LIVE WAVE 650 MF



2 INTEGRATED BATH LIVE WAVE 700 MEG



3 INTEGRATED BATH LIVE WAVE 700 MEG

1. Clever rear longitudinal bathroom.

Perfectly integrated into the niche between the side wall and French bed, there is a separate room with bench toilet, large closet and shower cabin.

2. Fixed shower cubicle.

The clever room layout in the integrated bathroom creates space for an extra shower cubicle.

3. Plenty of storage space.

The integrated bathroom contains numerous shelves and storage spaces for optimum comfort.

The integrated towel dispenser is one of the many well thought-out details in the LIVE WAVE.



Rear longitudinal bath



LIVE bath



Integrated bath



BATHROOM OVERVIEW

650 MG	Integrated bath
650 MF	Rear longitudinal bath
650 MX	LIVE bath
700 MEG	Integrated bath
700 MX	Integrated bath

You can find more information about our bathrooms on [pages 38 - 39](#).



SKY WAVE

THE TI WITH A LIFTING BED



THE #NUMBER 1 BECAUSE ...



it is not just any, but the
low-profile
with a lifting bed.



it offers you up to
6 comfortable
berths.



it is only 284 cm high
despite the lifting
bed and **200 cm**
headroom.

Turn to page 16 to read why
the Pro.Tec frame makes the
leisurework so stable and durable

The service box
gathers all the
supply technology
in one place
for maximum
convenience

The KNAUS CATEYE evolution
rear tail light provides dynamic LED
indicators for increased driving safety





SKY WAVE 650 MF

Comfortable, extendible single beds



SKY WAVE 650 MEG



SKY WAVE 700 MEG

Patented open bathroom with plenty of space to move around



My Tip

Jürgen Thaler, Product Manager
KNAUS Motorhomes & Caravans

"The 17-inch alloy wheels in exclusive KNAUS design are the perfect upgrade for the SKY WAVE. The dynamic overall image is optimally rounded off by the alloy wheels."



The high-strength GRP roof is exceptionally resistant to hail (for details, see page 16)

Sam's leash also has its place on the hinged coat hooks of the optional KNAUS PREMIUM cabin door

The curved roof line gives the SKY WAVE its name, making it the coupé of motorhomes

284 cm

232 cm

Yet another big fan of these layouts. Thanks to the spacious living area in the 650 MEG, Svenja and Paul have enough room to bring their four-legged companion Sam along on a photo tour.



SKY WAVE OVERVIEW

5-6 4 3,5 ✓



Layouts 3
Gross vehicle weight kg 3.500
Maximal payload capacity kg 430 - 530

For more information, visit
www.knaus.com/skywave





Open to new adventures. Although Sam would prefer to spend all of his time on the beach, he is also already looking forward to getting back to [the cosy living area](#) when he leaves.



A different take on vacation postcards ♡



Extremely easy to use thanks to the lift function with gas pressure spring



- 1. Lowerable 24-inch LED TV.** Another reason why the living area looks so elegant and tidy is because you can make the 24" Full-HD LED TV with integrated digital receiver disappear from sight behind the rear seat.
- 2. Soft-close overhead cupboards.** Close gently and lock automatically. And thanks to high-quality hinges, they'll do so for many years to come.
- 3. Optional L-shaped seating group.** Make yourself even more comfortable here thanks to the large L-shaped dinette. The lifting table on a central support column can be moved in all directions.

Lifting bed with wood inserts and a pleasantly soft surface for a homely ambiance



SKY WAVE 650 MEG



LOUNGE OVERVIEW

650 MF	Bench seat with side seat
650 MEG	Bench seat with side seat
700 MEG	Bench seat with side seat

Extensive ambient lighting
for a pleasant atmosphere

Turn to page 30 to
discover what makes
this HPL surface so
scratch-resistant

KITCHEN OVERVIEW

650 MF	Corner kitchen
650 MEG	Galley kitchen
700 MEG	Corner kitchen

You can find more information about
our kitchens on **pages 36 - 37**.

GALLEY KITCHEN SKY WAVE 650 MEG



Find pleasure in every move. There is room for everything you need to prep, cook and enjoy your food in the spacious overhead cupboards. And thanks to the quiet soft-close function, they close especially easily and almost by themselves when you need your hands for something else.



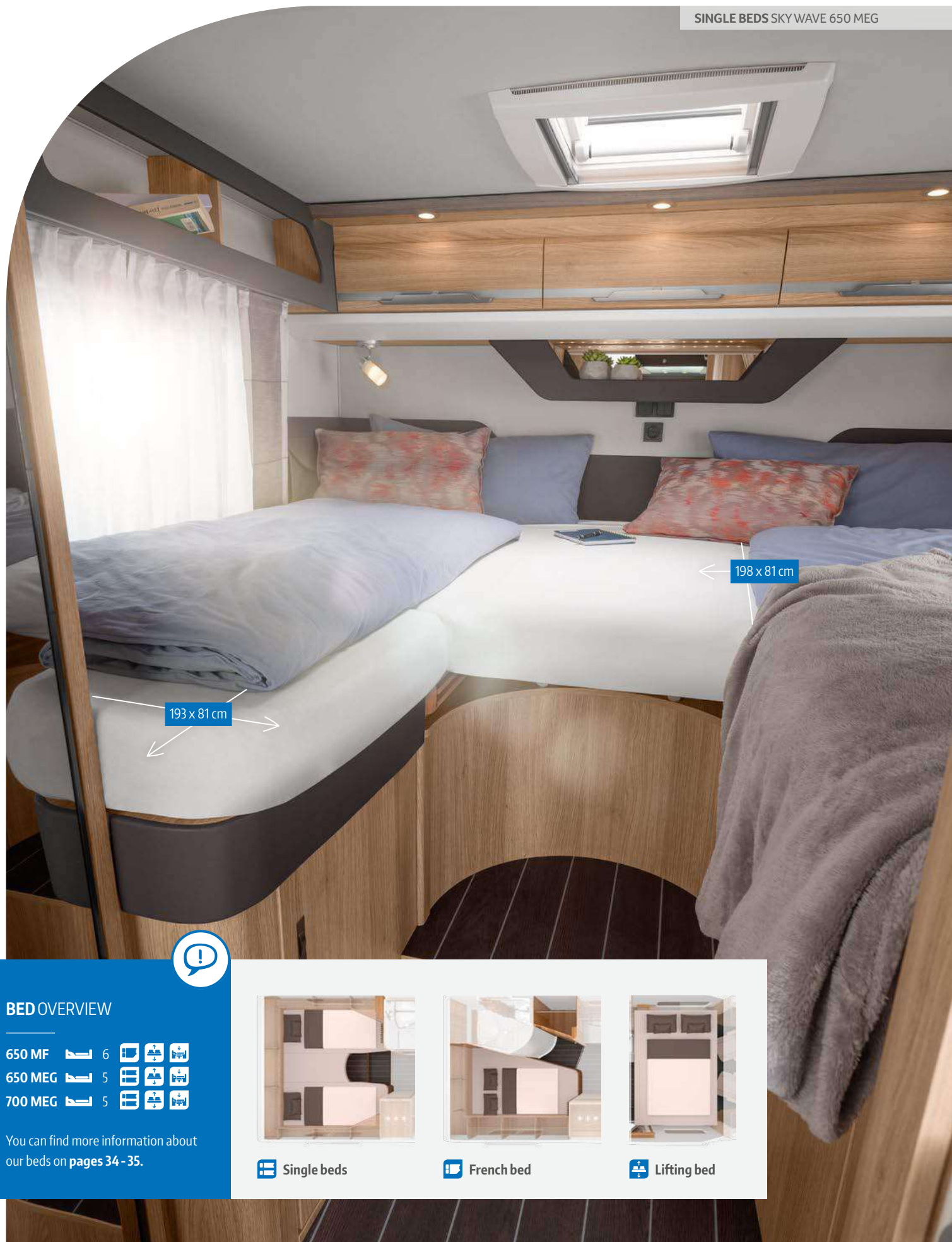
GALLEY KITCHEN SKY WAVE 650 MEG




SKY WAVE 650 MEG

1. Drawers with full extension. These can be removed completely, making them easy to fill and organise. The ambient lighting under the worktop illuminates the interior of the drawers so that you can find what you are looking for even more faster.

2. Spacious refrigerator. Whether your motorhome has a corner or longitudinal kitchen: you always get a separate 142/145-litre refrigerator.



BED OVERVIEW

650 MF		6			
650 MEG		5			
700 MEG		5			

You can find more information about our beds on [pages 34 - 35](#).



Single beds



French bed



Lifting bed



1. Spacious wardrobes. Access from the side and from above makes it particularly convenient to use the wardrobes.

2. Fully-fledged lifting bed. With a reclining area of 195 x 140 cm and high-quality EvoPore HRC mattress, you are assured a particularly comfortable sleep here. The lifting bed travels especially far downwards so that it can be conveniently accessed.

3. Practical storage. There is room here for everything that you need to hand during the night or on waking.

The best view for sweet dreams. In the large lifting bed, Paul has Svenja to himself again. Sam is not allowed to snuggle in between them. Although there is plenty of space for him to do so.






A bathroom to fall in love with. Svenja is impressed time and again by the innovative swivel wall and ends each shower looking forward to the next.




- 1. Efficient swivel wall.** Create a shower cabin or fully-fledged washroom in seconds. The comfort bathroom is very compact thanks to the multifunctionality. The space saved adds to the living area and available space.
- 2. Well thought-out storage space.** The shelves on the mirror boast metal edges with a modern design so that nothing can fall out while on the move.



COMFORT BATH SKY WAVE 650 MEG

The toilet paper holder is positioned within easy reach under the washbasin



Comfort bath



Open bath



Rear longitudinal bath



BATHROOM OVERVIEW

650 MF	Rear longitudinal bath
650 MEG	Comfort bath
700 MEG	Open bath

You can find more information about our bathrooms on **pages 38 - 39**.



LIVE TRAVELLER

THE FAMILY FRIEND



THE #NUMBER 1 BECAUSE ...



it offers you up to
6 comfortable
berths.



it is a true **price-**
performance
champion.



it is always equipped
with a **spacious double**
dinette.

The KNAUS PREMIUM cabin door (optional) brings an automotive feeling into the motorhome with its automotive-like locking system. More on page 22-23

Turn to page 16 to discover what makes the high-strength GRP roof so robust

Sturdy side skirts, excellent gap dimensions: The LIVE TRAVELLER is ready for many years of vacation fun





Even young travellers will be impressed with these floor plans. In the child-friendly 600 DKG, Tom and Anna can really enjoy their summer vacations with mum and dad.

Extremely spacious Motorhomes with over cab beds are genuine space miracles



LIVE TRAVELLER 550 DB



LIVE TRAVELLER 600 DKG



LIVE TRAVELLER 650 DG

Comfortable transverse bed + over cab: A space miracle for families



LIVE TRAVELLER OVERVIEW



Layouts	3
Gross vehicle weight kg	3.500
Maximal payload capacity kg	500 - 640

For more information, visit www.knaus.com/livetraveller





Playing together, learning and having fun.

And since Tom has just discovered the story of Winnetou, the entire family is travelling through Croatia dressed as Indians.



Mum likes vacations ♡



1 LIVE TRAVELLER 600 DKG



The blinds cover the window frames and are particularly handy thanks to the rolling function

2 LIVE TRAVELLER 600 DKG



- 1. Huge double dinette.** Lots of space for eating, playing and entertaining. And for sleeping as the double dinette can be converted into a comfortable guest bed in no time at all.
- 2. Practical room divider.** For more privacy, the rear area including the bathroom can be sectioned off from the rest of the living area.



LIVE TRAVELLER 650 DG



LOUNGE OVERVIEW

550 DB	Dinette
600 DKG	Dinette
650 DG	Dinette



Dealing with hunger is child's play here. At some point, a growing stomach will defeat even the most exciting game. Luckily, a tasty meal can be conjured up in no time at all in the fully-equipped kitchen.



- 1. Full-extension drawer slides.** They extend so far out that they are easy to fill or empty all the way to the back of the drawer. For this, we trust in the perfect quality of GRASS.
- 2. High-quality worktop extension.** Extend your workspace in one easy movement.
- 3. Soft-close overhead cupboards.** Close gently and lock automatically. And thanks to high-quality hinges, they'll do so for many years to come.





Even the bravest Indian has to sleep eventually. And even the most energetic parents sometimes need a few moments of peace to spend with each other. In the large over cab bed, it's not a problem.



1. Variant - bunk bed. The LIVE TRAVELLER 600 DKG with its bunk beds in the rear and the convertible double dinette is perfect for families with up to 4 children.

2. Optional ladder storage compartment. To ensure that it doesn't get in the way, the ladder for the over cab has a permanent place in the vehicle.

3. Transverse beds for long sleepers. The transverse bed measuring 2.12 metres in length gives you lots of space to stretch out.



BED OVERVIEW

550 DB	4					
600 DKG	6					
650 DG	6					

You can find more information about our beds on [pages 34 - 35](#).



Over cab bed



Transverse bed



Bunk bed




Time to wash off the war paint. The modern wash basin is the perfect place for some quality mother-daughter time. Tina and Anna are only too willing to agree.



1. Flexible comfort bathroom. A large bathroom, a spacious shower and compact dimensions for optimum use of space throughout the vehicle? It can only be the comfort bathroom. Simply fold the entire mirror wall to the side to create a practical shower cubicle. And the best part? The toilet, mirror and wash basin stay dry.

2. Easy-to-clean bench toilet. It is not only very comfortable, but also extremely easy to clean.



Comfort bath



BATHROOM OVERVIEW


550 DB	Comfort bath
600 DKG	Comfort bath
650 DG	Comfort bath

You can find more information about our bathrooms on **pages 38 - 39**.



FUNCTIONAL & STYLISH: OUR SEAT CUSHIONS

Customise the interior of your motorhome with one of our many upholstery and fabric variants. Our ACTIVE LINE upholstery fabrics are exceptionally practical. They offer reliable protection against stains and are water- and oil-repellent.



FABRIC OPTIONS

Standard fabrics all convince with durable materials and an attractive design that matches the respective furniture decor.

- + Antiallergic, breathable & skin-friendly
- + Tested for high colour fastness
- + Durable and easy to clean

ACTIVE LINE fabrics are extremely easy to clean. Liquids do not seep in immediately and most stains can be removed with a damp cloth.

- + Antibacterial
- + Lotus blossom effect
- + Breathable
- + Water & oil repellent
- + Care protection



VAN TI UPHOLSTERY VARIANTS

You can see how good this upholstery looks starting on page 44



INDIAN SUMMER



BLUE MARINE



ENERGY



ACTIVE ROCK¹



ACTIVE ROYAL¹



LAS VEGAS²

SKY TI & SKY WAVE UPHOLSTERY VARIANTS



INDIAN SUMMER



BLUE MARINE



ENERGY



ACTIVE ROCK¹



ACTIVE ROYAL¹



LAS VEGAS²

Superb easy-care properties make this the ideal choice for families and dog owners.



LIVE TI, LIVE WAVE & LIVE TRAVELLER UPHOLSTERY VARIANTS

Start at page 58 to see how well this upholstery goes with the LIVE TI furniture design line



SUN TI UPHOLSTERY VARIANTS


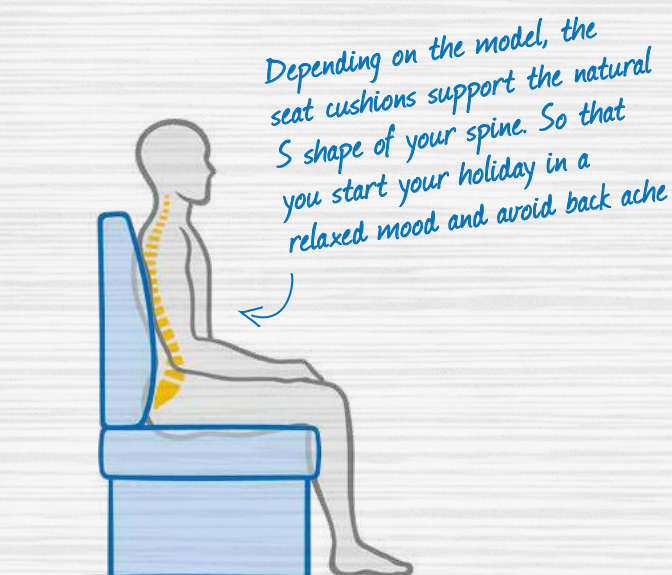


Turn to page 88 to see how good this variant looks



Pleasant seating comfort is not an option but part of the standard equipment


Whatever upholstery you opt for, you can always rely on one thing: comfortable seats that have been optimised for the respective model are included as standard in all KNAUS motorhomes. It is essential to us that you always arrive at your destination feeling relaxed. That is why we include, depending on the model, ergonomic seat cushions that optimally support your back and help you to maintain a healthy posture even on long trips and during unhurried family meals.



COZY HOME-PACKAGES

Enhance your motorhome with a COZY HOME package. From fresh to classic, there is something for every taste. Each package contains two large (60 x 40cm) and two small (40 x 40cm) pillows with feather filling, as well as a matching table runner and two soft blankets.

- | | |
|-------------|----------|
| 1. MAGNOLIA | 4. STONE |
| 2. EARTH | 5. PEACH |
| 3. AVOCADO | 6. AQUA |





KNAUS IS INTERNATIONAL...

More than 300 brand partners in over 25 countries worldwide. This huge dealer network contributes to high customer satisfaction. Use the [layout finder on knaus.com](https://www.knaus.com/layout-finder) to find your favourite model near you.

More information can be found at dealer.knaus.com



... AND AWARD-WINNING

KNAUS stands for quality. We are not the only ones who think so: Numerous accolades confirm our abilities



ALL AWARDS & PRIZES

Pride and motivation in one: Our awards motivate us to deliver top performance time and time again. Of course, we are happy to share this with you, our customers.

A complete chronicle of our awards can be found at knaus.com/auszeichnungen



FOR OUR FANS

mein.KNAUS CUSTOMER CLUB

The mein.KNAUS customer club offers you numerous advantages, such as exclusive **activities** and great **discounts** with our cooperation partners. As a club member, you get the chance to participate in our annual **customer meet-ups** and also receive a club card that gives you **exclusive access to the VIP customer area** at our trade fairs. Twice a year you will also receive our informative **customer magazine INSIDE**. Membership is **100% free** for all KNAUS customers.



Always up to date with
www.knaus.com

Not a member yet? Then register
directly and don't miss anything under
mein.knaus.com

Discover the whole
KNAUS variety on our
social media channels!

KNAUS ONLINE

Whether it's exciting new products, interactive features or information on factory collection: there's something for everyone to discover on the KNAUS website. Here is a small selection:

- grundrissfinder.knaus.com
- www.knaus.com/messen-termine
- shop.knaus.com



KNAUS is also active on the social media channels. In our Schwalbenblog you will find entertaining travel stories, on Instagram we share fascinating holiday pictures with you and on Facebook there are numerous groups with nice travel companions.

- schwalbenblog.knaus.com
- facebook.knaus.com
- youtube.knaus.com
- instagram.knaus.com

KNAUS FANSHOP

Fancy a little shopping trip? In our fan shop, you will find a large selection of items that make travelling even more beautiful. From high-quality women's and men's fashion and fun games to key chains: we have something for everyone.



There is lots of great
KNAUS merchandise at
shop.knaus.com

Now you can also rent abroad.
Discover all the rental stations at
www.rentandtravel.de

RENT AND TRAVEL

You would like to buy a leisure vehicle, but wish to test in advance whether it really suits you? Then the RENT AND TRAVEL service is just right for you. **Search for your favourite layout comfortably online or in a travel agency.** Together with a **Germany-wide network of over 150 rental stations** with over 1,650 rental vehicles and more than 360 partner travel agencies, RENT AND TRAVEL supports you in your decision for the right vehicle. You can also profit from our large service portfolio, such as **route suggestions** and numerous **cooperations with camping and parking sites**. Enjoy the practical holiday test!



Bookable online at www.rentandtravel.de
or via our 360 partner travel agencies





OUR WORLD OF TRAVEL

OUR SUPPLIERS & PARTNERS

With the products of our **strong and reliable partner companies**, every KNAUS motorhome becomes still a little better. We only work with **hand-picked professionals** and jointly **develop tailor-made solutions** for our leisure vehicles and your travel happiness so that you can also rely on the **highest quality standards**.



State-of-the-art technology: you can control & monitor many things via apps



STRONG PARTNERS & FEATURES

BWT water filter

Our partner for hygienic fresh water supply. The high-performance filter system from BWT has been specially developed for the requirements of our leisure vehicles. **More information can be found from page 26.**

VELOCATE GPS tracker

Velocate's innovative GPS tracking system ensures optimum theft protection thanks to intuitive app control with silent alarm mode and a stand-alone mileage of up to 3 months without power connection. **More information can be found on page 19.**

PIONEER head-up display

The new head-up display ensures even greater comfort and safety while travelling. All key data, such as navigation and speed, are projected into the driver's field of vision via a transparent screen. **For more details, check out page 29.**

PIONEER navigation system

The seamlessly integrated Pioneer NavGate EVO navigation and entertainment system can be intuitively operated. An integrated DAB+ receiver ensures noise-free radio reception, and 5,600 parking areas all over Europe are pre-saved for your trips. Three years of map updates are included, as well as quick access to the rear camera and voice control via smartphone.

TEN HAAFT satellite systems

Enjoying TV in KNAUS vehicles is even more convenient and user-friendly thanks to the optional ten Haaft satellite systems. Depending on the model, the Oyster 60 Premium and Oyster 80 Premium systems offer clear TV reception, technical highlights such as smartphone app control and much more.


TRUMA supply technology

Our partner TRUMA offers supply technology with maximum quality. With the intelligent Truma iNet system, you can even very conveniently control your air-conditioning and heating systems as well as your gas supply via app.


You don't want to miss out on this world first!

GA ACTUATION E.HIT INTEGRATED REAR CARRIER


Electrically extending with a sufficiently **high load capacity** and combined with a **removable trailer hitch**, the rear carrier is extremely practical. The e.hit is ready for the road with just a few actions: two **pivoting arms extend** at the press of a button. Once the accessory frame with **folding LED tail lights** is pushed on, a connection is immediately established between the **electrics and the motorhome**.



e.box transport boxes have a capacity of more than 300 litres



The trailer hitch can be easily removed



The optional e.carry bicycle rack can hold up to four bicycles

FRANKANA FREIKO

There are some things that you **simply cannot do without on the camp site**. You can rely on the KNAUS collection by our partner Frankana Freiko.



FRANKANA FREIKO

Discover the diverse offers in our fan shop at shop.knaus.com

1. **Pot-Set Skipper** 8+1
Item no. 51 013
2. **Cutlery Set Cosmic**, 8-piece
Item no. 51 014
3. **Mugs** 4-piece set, blue
Item no. 651/020
4. **Camping Table** Linear 115 WPF
Item no. 51 012
5. **Camping Chair** Kerry Phantom anthracite,
Item no. 651/019
6. **Footrest** Kerry Phantom anthracite,
Item no. 601/143

Have a look at more great camping articles at www.frankana.de



**Your KNAUS specialised dealer
is looking forward to your visit!**

*Our catalogues are also available for
integrated motorhomes, caravans and CLV!*



shop.knaus.com



Discover KNAUS diversity on our social media channels!

You can find much more information about KNAUS at www.knaus.com

The information on the delivery contents, measurements and weights as well as the appearance correspond to the knowledge at the time of printing (07/2019). We reserve the right to make changes on equipment, technical data, serial equipment and prices. After a contract has been concluded, we reserve the right to make technical changes within the framework of the construction insofar as they serve technical progress and are acceptable for the customer. Minor colour and texture deviations are also reserved - even after conclusion of the contract - insofar as these cannot be avoided due to the material (e.g. colour deviations of up to approx. 2.0 dE between paint on sheet metal and paint on GRP/plastic) and are reasonable for the customer. Some of the illustrations show optional equipment that is available at an extra charge or equipment features of prototypes/studies that do not conform to the serial status and in some cases will not be available as optional equipment. Colour deviations are print-technically possible. Therefore, before purchasing a vehicle, please seek comprehensive advice on the current status of the series from an authorised dealer. The decoration shown in the catalogue is not part of the equipment supplied. Please also note the comments in the current price list, in particular on weights, payload options and tolerances. Reprinting, even in extracts, is only permitted with the prior written permission of Knaus Tabbert GmbH. We reserve the right to change content at our discretion.

Knaus Tabbert GmbH · Helmut-Knaus-Straße 1 · 94118 Jandelsbrunn · Germany