



HEAVENLY

DISCOVER FREEDOM THAT INSPIRES YOU



TECHNICAL SPECIFICATIONS – CARAVANS 2020-2

DESEO . SPORT&FUN . TRAVELINO . SPORT . SÜDWIND

KNAUS
FREIHEIT, DIE BEWEGT.



LAYOUTS* 2020

page 4

DESEO

DESEO 400 TR



page 8

SPORT&FUN

SPORT&FUN 480 QL



page 12

TRAVELINO

TRAVELINO 400 QL



page 14

SPORT

Also as
SPORT
SILVER
SELECTION

SPORT 400 LK



SPORT 500 KD



SPORT 540 UE



SPORT 400 QD



SPORT 500 EU



SPORT 540 FDK



SPORT 420 QD



SPORT 500 FU



SPORT 550 FSK



SPORT 450 FU



SPORT 500 QDK



SPORT 580 QS



SPORT 460 EU



SPORT 500 UF



SPORT 650 UDF



SÜDWIND

SÜDWIND 420 QD



SÜDWIND 450 FU



SÜDWIND 460 EU



SÜDWIND 500 FU



SÜDWIND 500 QDK



SÜDWIND 500 UF



SÜDWIND 500 PF



SÜDWIND 540 FDK



SÜDWIND 540 UE



SÜDWIND 550 FSK



SÜDWIND 580 UE



SÜDWIND 580 QS



SÜDWIND 650 PXB



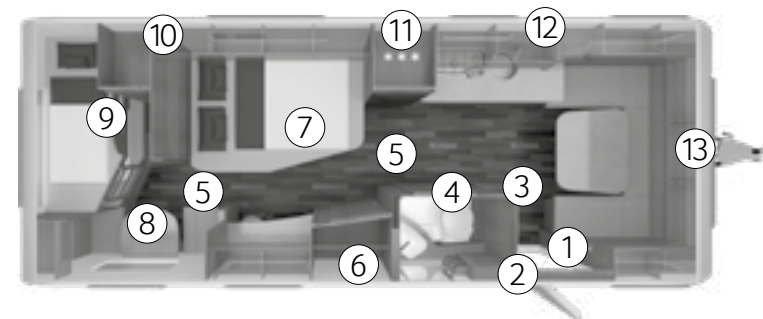
SÜDWIND 650 PEB



SÜDWIND 750 UDF



How to read our layouts:



- ① entrance door
- ② cloakroom
- ③ TV-position
- ④ shower, wash basin and toilet
- ⑤ room partitioner
- ⑥ wardrobe
- ⑦ fixing bed
- ⑧ dinette / seating group
- ⑨ bunk bed
- ⑩ linen cupboard
- ⑪ refrigerator
- ⑫ kitchen with 3-flame gas stove and sink
- ⑬ U-seating group

* Description without engagement: All the illustrations shown (here) are schematic representations without engagement. The actual vehicle and equipment features may differ from the layout examples. Certain vehicle and equipment features are not granted by the illustrations and cannot (therefore) be acquired as basis/standard equipment/are not included in the standard equipment. (Therefore), please make sure to contact your dealer about the specific features and the selected equipment of your chosen vehicle before purchasing it.

DESEO

Technical specifications



Technical specifications	DESEO 400 TR
Dimensions	
Overall length including drawbar	599
Interior length (cm)	402
Overall width / interior width (in cm)	230 / 216
Overall height / interior headroom (in cm)	258 / 196
Mass of the unladen vehicle in kg **	1.250
Mass in running order in kg **	1.320
Technically maximum authorized laden mass (kg) **	1.500
Maximum user payload (kg) **	180
Tyre size (standard)	185/65R14
Tyre size (option 17" alloy wheels)	205/50 R17
Rim size (standard)	5 1/2 J x 14
Rim size (option 17" alloy wheels)	6 1/2 J x 17
Sleeping berths standard (option)	2 (4) ²⁾
Bed dimensions, rear (cm)	200 x 140
Bed dimensions, rear Lifting bed (cm)	200 x 140
Hinged windows all around ***	2
Entrance door (cm): W x H door	60 x 172
Skylights with insect protection	2
Refrigerator (volume in liters / option)	108

KNAUS DESEO – Standard equipment

1. CHASSIS

- Al-KO Euro chassis, tandem axle with trailing link / 4 hydraulic shock absorbers, light-weight chassis, hot-dip galvanized
- Reversing mechanism
- Servo-assisted handbrake
- AKS stabilizer
- Hand brake and corner steadies

2. BODY

- Roof of GRP w/ reduced sensitivity of hail
- Side panels/front/rear in flat plate
- Unitised Fibre-Frame construction roof and floor with maxi-PS insulation (wall thickness = 31 mm, floor thickness= 38 mm)
- Tailgate, upward-opening with gas pressure absorbers and fastening possibility for additional rear awning (WIGO); W/H: 170 x 186 cm (inside dimensions)
- Cabin door: KNAUS STYLE – two-piece, without window
- Locking system: Comfort one-key locking system
- Additional safety light: 3rd brake light
- Service box front with practical access to:
 - Power supply
 - Gas bottles
 - Water filling
 - Toilet cassette

3. LIVING AREA

- Furniture, furniture flaps: Nagano Eiche, loading area in durable CPL material design
- Folding table: Also for outside use
- Floor covering: Durable, easy-to-keep PVC
- Upholstery: Talos, Obsidian
- 2 pcs. Ottoman (additional seats)

4. POWER SUPPLY

- 12 V outdoor tent light - LED
- Electrical connection to the towing vehicle: Jaeger, 13-pole
- Interior and exterior lighting: complete in 12 V version in LED
- Power supply: 230 V Euro outside inlet, 2 safety sockets inside
- Powerful 12 V and 230 V on-board electrics
- Transformer: 240 V

5. GAS/WATER

- Truma heating system VarioHeat eco
- Truma Therme hot water supply for kitchen and washroom
- Fresh water tank 45 liters, fixed
- Water supply with submersible pump, 12 V
- central waste water drain; one external underfloor drain

6. KITCHEN/WASHROOM

- 2-flame hob with glass cover and stainless steel washbasin
- Practical organisation box to retain kitchen utensils
- Refrigerator Dometic 108 ltr., gas, 230 V, 12V (gas operation in driving mode are only allowed in combination with Truma Mono/ Duo Control)
- Comfort bathroom (optional shower set)
- Washing basin tap
- Foldable clothes pole in toilet room or shower

* including drawbar

** The maximum vehicle load capacity (kg) = difference between the weight of the empty vehicle and authorised vehicle load capacity. Please consider the comments and explanations on Page 31.

*** Interior: fly screen and black out blind

1) Information has not been finally established at the time of the printing

2) Lift bed for 2 persons as an option

KNAUS DESEO – Packages

Item no.	
122100 Plus package (18,5 kg)	
151110	Jockey wheel with integrated damper
150065	Corner steadies, solid form, long
100750	MIDI-HEKI kitchen area
100832	Insect protection blind, full length of the door
452718	Water filter system "BWT - Best-Camp mini"

Item no.	
210081 TV package 24" (27 kg)	
250004	SAT system CARO®+ Premium
252594	24" TV unit with HD-Tuner
250941	Combi-external plug socket (combination electricity + TV)
251261	TV holder

Item no.	
122150 Exterior design package (30 kg)	
152519	17" alloy wheels for tandem-axle models, front polished in black gloss in exclusive KNAUS Design
102520	2 colored Frame Design
252586	Edge illumination integrated into the side wall, incl. KNAUS lettering protector in the tailgate
100570	Drawbar covering

Item no.	
122155 Transport Plus package (90 kg)	
102609	1 pcs. access ramp incl. 2 pcs. Motorcycle holder incl. 10 Pcs. lashing eyes
150112	Weight increase 1.800 / 1.900/ 2.000 kg (2.000 kg chassis)
552544	Seating group in transport design, particularly space-saving for largest possible loading area
551674	Lifting bed 200 x 140 cm

KNAUS DESEO – Optional equipment

Item no.	in package		KG		Item no.	in package		KG	
		VEHICLE					INTERIOR FURNISHING		
		Chassis					Living / sleeping		
150997		AL-KO-ATC traction control system	4,5		551674	TRANS- PORT PLUS	Lifting bed 200 x 140 cm	50	
151110	PLUS PACKAGE	Support wheel with integrated damper	-		552544	TRANS- PORT PLUS	Seating group in transport design, particularly space- saving for largest possible loading area		
152519	EXTERIOR DESIGN PACKAGE	17" alloy wheels for tandem-axle models, front polished in black gloss in exclusive KNAUS Design	26				Upholstery and textiles		
150065	PLUS PACKAGE	Fixing supports, solid form, long	6,5		550660		COZY-HOME package includes: 2 decorative cushions, 2 sleeping pillows, 2 blankets, 1 table runner	3	
152071		Truma Mover XT 2 / tandem axle til 2.400 kg – Installation requires combination with 12 V mobile system (Opt. 250376)	28				EARTH		
150620		Roadway kit tyre filling system incl. compressor	2,5				STONE		
151634		Wheel trims	-				AVOCADO		
101298		1 pcs. access ramp	16				AQUA		
102608		1 pcs. Motorcycle holder incl. 6 Pcs. Lashing eyes for 1 motorcycle					MAGNOLIA		
102609	TRANS- PORT PLUS	1 pcs. access ramp incl. 2 pcs. Motorcycle holder incl. 10 Pcs. lashing eyes (only possible in combination with option 552544 (seating group in transport design)					PEACH		
102333		Lashing eyes (6 pcs.) - only possible with 552544			552188		Upholstery selection „Active Royal“ oder „Active Rock“	-	
					552518		Color-Kit "Couch"	1,5	
							EARTH		
		Weight increase					STONE		
150112	TRANS- PORT PLUS	Weight increase 1.800 / 1.900/ 2.000 kg (2.000 kg chassis)	25				AVOCADO		
							AQUA		
		BODY					MAGNOLIA		
		Windows, doors, vents					PEACH		
102017		Rear window			552369		Fitted sheet set - to fit mattress shape - for 2 beds (for permanent beds depending on layout)		
102592		Cabin door KNAUS STYLE PLUS with the following additional equipment as compared to KNAUS STYLE door: Multi- locking, incl. window with shading feature			552370		Fitted sheet set - to fit mattress shape - for 4 or 5 beds (for permanent and bunk beds depending on layout)		
100750	PLUS PACKAGE	MIDI-HEKI kitchen area (not possible with option 552052)	7,2		550075		Carpeting for body length 400 to 460	5	
551778		MIDI-HEKI above lifting bed/seating group	7,2						
100832	PLUS PACKAGE	Insect protection blind, full length of the door	3						
102521		Step tread (rear), manuel							

KNAUS DESEO – Optional equipment

Item no.	in package		KG	
Electrics				
551480		Ambience package consisting of ambience lighting and aluminium blinds for living compartment windows	-	
252586	EXTERIOR DESIGN PACKAGE	Edge illumination integrated into the side wall, incl. KNAUS logo protector in the tailgate	-	
250004	TV 24"	Complete antenna system CARO®+ Premium (only possible with option 252594)	14	
250941	TV 24"	Combi-external plug socket (combination electricity + TV)	-	
252594		24" TV unit with HD tuner incl. TV holder (living area)	10	
251261		Holder for flat screen TV, extendable	3	
250376		12 V mobile system, comprising: Fresh water and battery indicator, gel battery, automatic charger, and master switch (only possible with option 551674 Lifting bed)	28,6	
250072		Additional socket in the kitchen		
251358		Radio preparation incl. 2 speakers and cable laying	1	
250231		Radio DAB+/CD/MP3-Tuner with USB incl. DAB+ antenna - only available in combination with radio preparation	1	
551327		Smoke warning system	0,3	
252698		velocate® GPS Tracker (hardware without personal tracking function; theft tracking for additional charge)	0,5	
252815		velocate® LIFETIME license with unlimited, personal, EU-wide tracking function (only possible with option number: 252698)		
Gas, heating, water				
301956		Mono Control CS vertical incl. gas filter	-	
301957		Duo Control CS vertical incl. gas filter	1,3	
301057		Remote display + ice-ex for DuoControl	0,5	
352059		CP-Plus control panel, iNet ready		
352380		Truma iNet system (only possible with option 352059)		
552052		Air condition Freshjet 2200 (not possible with option 100750)	30	
450092		Waste water tank mobile, 25 litre	3,3	
451443		City water supply connection (only in combination with fresh water tank 45 ltr.)	0,5	
450563		Fresh water tank liquid level indicator	3,3	

Item no.	in package		KG	
302033		Gas warning system		
Kitchen and sanitary area				
452718	PLUS PACKAGE	Water filter system "BWT - Best-Camp mini"	2	
450520		Additional shower kit for centrally positioned bathroom, includes extendable spray head, holder for spray head and shower curtain incl. air hose	2	
EXTRAS				
102611	EXTERIOR DESIGN PACKAGE	Drawbar covering (not available in combination with bike rack on drawbar)	4	
102232		Bike rack "Thule Caravan Superb" on drawbar, for 2 bikes (not possible with option 100570)	5	
Other				
951036		registration papers	-	
952538		Factory collection		

SPORT&FUN

Technical specifications



Technical specifications	SPORT&FUN 480 QL
Dimensions	
Total length*	625
Interior length (cm)	480
Total width / Interior width (cm)	232 / 216
Total height / Interior height (cm)	257/196
Mass of the unladen vehicle (kg) **	1.060
Mass in running order (kg) **	1.130
Tecnically maximum authorized laden mass (kg)**	1.300
Maximum user payload (kg) **	170
Tyre size (standard)	195/70R14
Tyre size (option 17" alloy wheels)	205/50 R17
Rim size (standard)	5 1/2 J x 14
Rim size (option 17" alloy wheels)	6 1/2 J x 17
Sleeping berths	4
Bed dimensions, front (cm)	142,8/124,5 x 198,8
Bed dimensions, centre (cm)	121/99 x 192
Hinged windows all around *** (window toilet room standard matt without insect protection and blackout blind)	4
Entrance door (cm): W x H door	60 x 172
Rear door (cm): W x H door	92 x 172
Skylights with insect protection	1
Mushroom-shaped fans	1
Refrigerator (volume in liters / option)	108

KNAUS SPORT&FUN – Standard equipment

1. CHASSIS

- ALKO chassis with semi-trailing arm suspension (mono axle; reinforced version)
- 2 hydraulic wheel shock absorbers
- Reversing mechanism
- Servo-assisted handbrake
- AKS stabilizer
- Hand brake and corner steadies

2. BODY

- GRP roof with reduced hail sensitivity
- Aluminum hammer tone, front and rear with smooth metal sheeting
- External storage hatch, lockable
- Cabin door: KNAUS STYLE – two-piece, without window, incl. waste bin
- Additional rear entrance door, width 920 mm
- One-key locking system
- Gas bottle locker with external hatch (side wall) can be equipped with 2 x 11 kg gas bottles
- Wall thickness: 31 mm, roof thickness: 31 mm, floor thickness: 38 mm
- Awning LED light 12 V (awning light rear option)
- Roof railing (max. load 75kg)
- Third brake light

3. LIVING AREA

- Furniture decor "Salem Ash"
- high-quality, hard-wearing PVC flooring with ship's galley look
- Wardrobes and storage compartments rear ventilated
- Folding bed at front
- Large storage area underneath the bed
- Fixed beds with EvoPore HRC mattress
- Individually adjustable spots in seating and sleeping area
- Double hinged window with insect screen and blackout roller blinds
- 1 hinged roof light, clear glass, 40 x 40 cm incl. insect screen
- Lounge sofa, converts to double bed (incl. Equalizing pad)

- Upholstery options: Petrol Fun, Fresh Mint
- TV installation preparation
- Ottoman (additional seat, incl. storage space)

4. POWER SUPPLY

- Electric coupling to towing vehicle, Jaeger 13-pole
- Interior lighting, complete, 12 V model
- 230 V Euro exterior power inlet, several Schuko interior sockets
- Powerful 12 V and 230 V on-board electrics
- TV installation prepared (co-axial cabling)
- Transformer: 240 V

5. GAS/WATER

- Gas heating system: Truma S 3004
- Fresh water tank 45 liters, fixed
- central waste water drain; one external underfloor drain
- Water supply with submersible pump, 12 V
- Truma Therme hot water supply for kitchen and washroom
- Convection system, 12 V, with temperature-dependent speed control for heater blower

6. KITCHEN/WASHROOM

- 3-flame hob with glass cover and stainless steel washbasin
- Fridge Thetford 142 liters, gas, 230 V, (gas operation in driving mode is only allowed in combination with Truma Mono-/Duo Control)
- Comfort room cell (shower equipment optional)
- Hinged T-window, opaque glass, without roller blind
- Dometic cassette toilet with ceramic insert
- LED lighting over kitchen worktop
- Drawer
- Foldable clothes pole in toilet room or shower

*) including drawbar
– Not provided

** The maximum vehicle load capacity (kg) = difference between the weight of the empty vehicle and authorised vehicle load capacity. Please consider the comments and explanations on Page 31.
*** Interior: fly screen and black out blind

KNAUS SPORT&FUN – Packages

Item no.	
114505 Plus package (18,5 kg)	
151110	Jockey wheel with integrated damper
150065	Heavy-duty corner steadies
100170	Lift-tilt sunroof, Heki II
100832	Insect protection blind, full length of the door
452718	Water filter system „BWT - Best-Camp mini“

Item no.	
210080 TV package 19" (24 kg)	
250004	SAT system CARO® + Premium
252407	19" TV unit with HD-Tuner
250941	Combi-external plug socket (combination electricity + TV)
251261	TV holder

KNAUS SPORT&FUN – Optional equipment

Item no.	in package		KG		Item no.	in package		KG	
		VEHICLE					INTERIOR FURNISHING		
		Weight increase					Living / sleeping		
150112		1.300 to 1.400/1.500 kg (1.500 kg chassis)	15		552574		Fixed bed with EVOPORE HRC mattress incl. WaterGEL pad (not possible with lifting bed)	10	
150112		1.300 to 1.600/1.700 kg (1.700 kg chassis)	25		550076		Carpeting for body length 500 to 590	6	
		VEHICLE			552278		Height-adjustable front bed (only possible with option 100526)	10	
150997		AL-KO-ATC traction control system	4,5		552369		Fitted sheet set - to fit mattress shape - for 2 beds (for permanent beds depending on layout)		
152589		AL-KO-AAA premium brake (self-adjusting brakes)	-				Upholstery and textiles		
151110	PLUS PACKAGE	Jockey wheel with integrated damper	-		552188		Upholstery selection „Active Rock“	-	
152545		17" alloy wheels for single-axle models, front polished in black gloss in exclusive KNAUS Design	13		550660		COZY HOME package includes: 2 decorative cushions, 2 sleeping pillows, 2 blankets, 1 table runner	3	
152565		Spare wheel aluminium wheels 17" in exclusive KNAUS design - only possible with option 152545 / 152519 (17" alloy wheels)			321		EARTH		
150122		Spare wheel incl. car jack - not possible with 17" alloy wheels	25		322		STONE		
151634		Wheel trims 14" in exclusive KNAUS design			323		AVOCADO		
150620		Roadway kit tyre filling system incl. compressor	2,5		324		AQUA		
150065	PLUS PACKAGE	Corner Steadies, solid form, long	6,5		325		MAGNOLIA		
152069		Truma Mover XT / mono axle til 2.000 kg – Installation requires combination with 12 V mobile system (Opt. 250376)	28		326		PEACH		
		BODY					Electrics		
		Windows, doors, vents			250004	TV 19"	Complete antenna system CARO®+ Premium	14	
100170	PLUS PACKAGE	Lift-tilt sunroof, HEKI II	7,2		252407	TV 19"	19" TV unit with HD tuner	9	
100832	PLUS PACKAGE	Insect protection blind, full length of the door	3		251261	TV 19"	Holder for flat screen TV, swivelling	4	
100526		Garage Door left	1,5		250941	TV 19"	Combi-external plug socket (combination electricity + TV)	-	
102153		Cassette combi blind for bathroom window	1		250072		Additional socket in the kitchen		
					250376		12 V mobile system, comprising: Fresh water and battery indicator, gel battery, automatic charger, and master switch	28,6	
					551327		Smoke warning system	0,3	
					252340		Rear awning light in LED technology	0,3	
					252698		velocate® GPS Tracker (hardware without personal tracking function; theft tracking for additional charge)	0,5	
					252815		velocate® LIFETIME license with unlimited, personal, EU-wide tracking function (only possible with option number: 252698)		

KNAUS SPORT&FUN – Optional equipment

Item no.	in package		KG	
Gas, heating, water, air conditioning				
552052		Air condition Freshjet 2200	30	
300518		Exterior gas socket	-	
301956		Mono Control CS vertical (on 1 gas bottle)	-	
301957		Duo Control CS vertical (on 2 gas bottles)	-	
301057		Remote display + ice-ex for DuoControl	-	
550086		Additional electric heating Truma Ultraheat	2	
450093		Fresh water tank mobile, 25 ltr	0	
450092		Waste water tank mobile, 25 litre	3,3	
451443		City water supply connection (only in combination with fresh water tank 45 ltr.)	0,5	
450563		Fresh water tank liquid level indicator	-	
550081		Airmix proportioning of fresh air unit in air circulation system	0,5	
452718	PLUS PACKAGE	Water filter system "BWT - Best-Camp mini"		
302033		Gas warning system		
Kitchen and sanitary area				
552277		Soap dispenser with additional counter top space	12	
452316		shower cabin	5	
EXTRAS				
500161		Awning 305cm x 250cm	23	
101299		Motorbike rack 1x (over axle) (orders for 2x 101299 motorbike racks: one over axle, one front hatch) (Lashing eyelets only available in combination with option 102333)	2,5	
102232		THULE Caravan SUPERB - Bike rack on drawbar, for 2 bikes (max. load capacity 60 kg)	10	
101298		Access ramp	5	
102333		Lashing eyes (8 pcs.)		

Item no.	in package		KG	
Others				
100570		Drawbar covering (not available in combination with bike rack on drawbar)	4	
951036		registration papers		
952538		Factory collection		

TRAVELINO

Technical specifications



Technical specifications	TRAVELINO 400 QL
Dimensions	
Total length*	519
Interior length (cm)	402
Total width / Interior width (cm)	215 / 204
Total height / Interior height (cm)	258 / 196
Mass of the unladen vehicle (kg) **	750
Mass in running order (kg) **	775
Technically maximum authorized laden mass (kg)**	900
Maximum user payload (kg) **	125
Tyre size	175/70R14
Rim size	5 1/2 J x 14
Sleeping berths	4
Bed dimensions, front (cm)	B 149/125 L 199
Bed dimensions, centre (cm)	B 121/99 L 192
Hinged windows all around ***	5
Entrance door (cm): W x H door	60 x 172
Skylights with insect protection	2
Mushroom-shaped fans	1

KNAUS TRAVELINO – Standard equipment

1. CHASSIS

- PowerAxle – A-frame-chassis, micro galvanized
- Torsion rod – spring axle
- Stabilizer
- Automatic reverse
- Handbrake
- 14" aluminium wheels
- Jockey wheel and corner steadies

2. BODY

- FibreFrame – construction
- GRP roof with reduced hail sensitivity
- High-Gloss-GRP on side walls, front and back
- Cabin door: KNAUS TREND – one-piece, without window
- One-key locking system
- Double hinged window with insect screen and blackout roller blinds
- Can be equipped with gas bottle locker with external lid (above sidewall) with 1 gas bottle (5 kg filling volume)
- Thickness, roof: 31, Thickness, side wall: 31, Thickness, floor: 45 mm
- 12 V outdoor awning light – LED
- External lighting in LED technology
- Rear lighting in LED technology with dynamic blinker function

3. LIVING AREA

- RevolutionCube – Furniture design
- COLDMELT – Technology*
- Furniture decor "Nagano Oak"
- Convection system
- Water supply with submersible pump
- High-quality, hard-wearing PVC flooring with ship's galley look

- 1 hinged roof light, clear glass, 40 x 40 cm incl. insect screen
- Midi-Heki fully integrated in the roof and front trim
- Upholstery selection: Pearl Cream

4. POWER SUPPLY


- Electric coupling to towing vehicle, Jaeger 13-pole
- Interior lighting, complete, 12 V LED model
- 230 V Euro exterior power inlet, Schuko interior socket
- Powerful 12 V and 230 V on-board electrics
- Converter 240 VA

5. GAS/WATER

- Gas heating system: Truma Varioheat eco plus
- Fresh water tank 40 / 10 liters, fixed
- Central waste water drain; one external underfloor drain
- Water supply with submersible pump 12 V
- Water filter system "BWT – Best-Camp mini"

6. KITCHEN/WASHROOM

- 2-flame hob with glass cover and stainless steel washbasin
- Fridge Thetford 80 liters, gas, 230 V, 12 V (gas operation in driving mode is only allowed in combination with Truma Mono Control)
- Toilet: Thetford Excellence
- Foldable clothes pole in toilet room or shower

*  The connection technology is based on the patented WoodWelding® technology developed by WoodWelding SA and is sub-licensed by Adolf Würth GmbH & Co. KG.

– Not included for technical reasons

** The maximum vehicle load capacity (kg) = difference between the weight of the empty vehicle and authorised vehicle load capacity. Please consider the comments and explanations on Page 31.

KNAUS TRAVELINO – Optional equipment

Item no.		KG	
	Vehicle		
151110	Jockey wheel with integrated damper		
	BODY		
	Windows, doors, vents		
100612	Service flap lockable (at the back left)	1,5	
100832	Mosquito protection door, one-piece	4	
	INTERIOR FURNISHING		
	Living / sleeping		
552462	Seating group front instead of bed	-	
	Upholstery and textiles		
550660	COZY HOME package includes: 2 decorative cushions, 2 sleeping pillows, 2 blankets, 1 table runner	3	
	EARTH		
	STONE		
	AVOCADO		
	AQUA		
	MAGNOLIA		
	PEACH		
	Gas/heating		
301956	MonoControl CS	1	
450083	Truma Therme hot water supply for kitchen and washroom (only with 230V operation)	7	

Item no.		KG	
	Electrics		
252427	Cube-Light (Ambiance lighting)	3	
250941	Combi-external plug socket (combination electricity + TV)	-	
250072	Additional socket in the kitchen		
252408	21,5" TV unit with HD tuner incl. TV holder	9	
251261	Holder for flat screen TV, swivelling	3	
252698	velocate® GPS Tracker (hardware without personal tracking function; theft tracking for additional charge)		
252815	velocate® LIFETIME license with unlimited, personal, EU-wide tracking function (only possible with option number: 252698)		
	Other		
951036	Registration papers	-	
952538	Factory collection		
	EXTRAS		
	Awning Omnistor		
500653	Awning 265 x 200cm - roof-mounted installation	20	
	Weight increase		
150111	900 kg up to 1.000 kg	-	

SPORT

Technical specifications

Take advantage of our special model **SPORT SILVER SELECTION**



Technical specifications	400 LK	400 QD	420 QD	450 FU	460 EU
Total length*	599	599	643	669	689
Interior length (cm)	400	400	444	470	490
Total width / Interior width (cm)	232 / 216	232 / 216	232 / 216	232 / 216	232 / 216
Total height / Interior height (cm)	257 / 196	257 / 196	257 / 196	257 / 196	257 / 196
Awning dimensions (cm)	828	828	872	898	918
Mass of the unladen vehicle (kg) **	900	900	950	1.000	1.050
Mass in running order (kg) **	970	970	1.020	1.070	1.120
Tecnically maximum authorized laden mass (kg)**	1.100	1.100	1.200	1.200	1.300
Maximum user payload (kg) **	130	130	180	130	180
Tyre size (standard)	195/70 R 14	195/70 R 14	195/70 R 14	195/70 R 14	195/70 R14
Tyre size (option 17" alloy wheels)	205/50 R 17	205/50 R 17	205/50 R 17	205/50 R 17	205/50 R 17
Rim size (standard)	5 1/2 J x 14	5 1/2 J x 14	5 1/2 J x 14	5 1/2 J x 14	5 1/2 J x 14
Rim size (option 17" alloy wheels)	6 1/2 J x 17	6 1/2 J x 17	6 1/2 J x 17	6 1/2 J x 17	6 1/2 J x 17
Sleeping berths standard (option)	4	3 (4) ²⁾	3 (4) ²⁾	4	up to 4
Bed dimensions, front (cm)	198 x 136	210 x 137/124	207 x 134	198 x 137	196 x 86; 185 x 86
Bed dimensions, centre (cm)	–	–	–	–	–
Bed dimensions, rear (cm)	198 x 76; Folding bed: 213 x 62	193 x 129/97	185 x 144/95	198 x 149/127	198 x 109
Hinged windows all around ***	5	5	5	6	6
Entrance door (cm): W x H door	60 x 172	60 x 172	60 x 172	60 x 172	60 x 172
KNAUS panorama window, front	–	–	–	–	–
Skylights with insect protection	2	2	2	2	3
Mushroom-shaped fans	1	1	1	1	0
Refrigerator (volume in liters / option)	108	108	108	108	108

*) including drawbar
– Not provided

** The maximum vehicle load capacity (kg) = difference between the weight of the empty vehicle and authorised vehicle load capacity. Please consider the comments and explanations on Page 31.

*** Interior: fly screen and black out blind


²⁾ Move-out for bed extension with compensating cushion (middle seating groups) available as an option, item-no. 551965

³⁾ folding bed above fixed bed available as an option, item-no. 551112

SPORT

Technical specifications

Take advantage of our special model
SPORT SILVER SELECTION



Technical specifications	500 KD	500 EU	500 FU	500 QDK	500 UF
Total length*	731	731	731	731	731
Interior length (cm)	532	532	532	532	532
Total width / Interior width (cm)	232/216	232/216	232/216	232/216	232/216
Total height / Interior height (cm)	257/196	257/196	257/196	257/196	257/196
Awning dimensions (cm)	960	960	960	960	960
Mass of the unladen vehicle (kg) **	1.100	1.100	1.100	1.100	1.100
Mass in running order (kg) **	1.170	1.170	1.170	1.170	1.170
Tecnically maximum authorized laden mass (kg)**	1.300	1.300	1.300	1.300	1.300
Maximum user payload (kg) **	130	130	130	130	130
Tyre size (standard)	195/70 R14	195/70 R14	195/70 R14	195/70 R14	195/70 R14
Tyre size (option 17" alloy wheels)	205/50 R 17	205/50 R 17	205/50 R 17	205/50 R 17	205/50 R 17
Rim size (standard)	5 1/2 J x 14	5 1/2 J x 14	5 1/2 J x 14	5 1/2 J x 14	5 1/2 J x 14
Rim size (option 17" alloy wheels)	6 1/2 J x 17	6 1/2 J x 17	6 1/2 J x 17	6 1/2 J x 17	6 1/2 J x 17
Sleeping berths standard (option)	5 (6)	4	4	5 (6)	4
Bed dimensions, front (cm)	207 x 135/106	2 x 198 x 86	198 x 137	207 x 134	198 x 153
Bed dimensions, centre (cm)	193 x 95	–	–	193 x 95	–
Bed dimensions, rear (cm)	192 x 70; 190 x 70	198 x 137	198 x 153	210 x 72; 210 x 76	198 x 137
Hinged windows all around ***	5	6	6	6	6
Entrance door (cm): W x H door	60 x 172	60 x 172	60 x 172	60 x 172	60 x 172
KNAUS panorama window, front	-	-	-	-	X
Skylights with insect protection	2	3	2	3	3
Mushroom-shaped fans	2	0	1	1	1
Refrigerator (volume in liters / option)	142	108	108 / 190	142	108 / 190

*) including drawbar
– Not provided

** The maximum vehicle load capacity (kg) = difference between the weight of the empty vehicle and authorised vehicle load capacity. Please consider the comments and explanations on Page 31.

*** Interior: fly screen and black out blind

2) Move-out for bed extension with compensating cushion (middle seating groups) available as an option, item-no. 551965

3) folding bed above fixed bed available as an option, item-no. 551112

SPORT

Technical specifications

Take advantage of our special model **SPORT SILVER SELECTION**



Technical specifications	540 UE	540 FDK	550 FSK	580 QS	650 UDF
Total length*	753	753	753	785	861
Interior length (cm)	554	554	554	568	660
Total width / Interior width (cm)	232/216	232/216	250/234	250/234	250/234
Total height / Interior height (cm)	257/196	257/196	257/196	257/196	257/196
Awning dimensions (cm)	982	982	982	996	1088
Mass of the unladen vehicle (kg) **	1.150	1.150	1.190	1.260	1.500
Mass in running order (kg) **	1.220	1.220	1.260	1.310	1.570
Tecnically maximum authorized laden mass (kg)**	1.400	1.400	1.400	1.500	1.800
Maximum user payload (kg) **	180	180	140	190	230
Tyre size (standard)	185 R14C	185 R14C	185 R14C	185 R14C	185/65 R14
Tyre size (option 17" alloy wheels)	215/55 R17	215/55 R17	215/55 R17	215/55 R17	205/50 R17
Rim size (standard)	5 1/2 J x 14	5 1/2 J x 14	5 1/2 J x 14	5 1/2 J x 14	5 1/2 J x 14
Rim size (option 17" alloy wheels)	6 1/2 J x 17	6 1/2 J x 17	6 1/2 J x 17	6 1/2 J x 17	6 1/2 J x 17
Sleeping berths standard (option)	4	5 (6)	5 (6)	5 (6)	6
Bed dimensions, front (cm)	198 x 159/153	198 x 137	198 x 155	198 x 145	216 x 165/153
Bed dimensions, centre (cm)	–	208 x 95	207 x 110	208 x 101/111	188 x 77 ²⁾ ; Folding bed: 180 x 60 (opt. bunk bed 2 x 188 x 72 available)
Bed dimensions, rear (cm)	2 x 198 x 86	210 x 72; 210 x 76	223 x 72; 223 x 76	192 x 70; 190 x 76	198 x 155
Hinged windows all around ***	6	6	5	6	7
Entrance door (cm): W x H door	60 x 172	60 x 172	60 x 172	60 x 172	60 x 172
KNAUS panorama window, front	X	-	-	-	X
Skylights with insect protection	4	2	2	2	3
Mushroom-shaped fans	0	2	2	2	1
Refrigerator (volume in liters / option)	108	142	108	108/190	108/190

*) including drawbar
– Not provided

** The maximum vehicle load capacity (kg) = difference between the weight of the empty vehicle and authorised vehicle load capacity. Please consider the comments and explanations on Page 31.

*** Interior: fly screen and black out blind

²⁾ Move-out for bed extension with compensating cushion (middle seating groups) available as an option, item-no. 551965

³⁾ folding bed above fixed bed available as an option, item-no. 551112

KNAUS SPORT – Standard equipment

1. VEHICLE, CHASSIS

- AL-KO Euro chassis with semi-trailing link axle (mono axle; starting from body length 650 with tandem axle)
- Hydraulic wheel shock absorbers
- Automatic reversing system
- Hand brake servo-assisted
- AKS stabiliser
- Spare wheel housing in gas bottle box
- Corner steadies

2. BODY

- Roof of GRP w/ reduced sensitivity of hail
- Aluminium hammer tone finish, front and tail in blank sheet
- Lockable outside hatch
- Cabin door: KNAUS STYLE – two-piece, without window, incl. waste bin
- Convenience one-key locking system
- Gas bottle box in the front can be equipped with 2 x 11 kg gas bottles
- Thickness, roof: 31, Thickness, side wall: 31, Thickness, floor: 38 mm
- 12 V outdoor awning light - LED
- KNAUS CATEYE evolution – rear tail light with exclusive night signature and dynamic blinker in LED technology
- 3rd brake light in LED technology

3. INTERIOR

- Furniture decoration: Olmo Pavarotti – transverse
- Hard-wearing PVC floor covering in wood design
- Ventilated cupboards and storage compartments
- Upholstery selection: Energy, Cool Grey
- Fixed beds with EvoPore HRC mattress
- Textile room partitioner
- Individually movable spots in seating and bed area

4. ELECTRICS

- Electric coupling to drawing vehicle, Jaeger 13 pole
- Interior lighting complete in LED technology
- 230 V Euro exterior power socket, several security interior sockets
- TV installation prepared (co-axial cabling)
- Transformer 240 VA

5. GAS / WATER / Heating

- Gas heating, model: Truma S 3004 (from body length 550: Truma S 5004)
- Fresh water tank permanent mount, 45 ltr.
- Central waste water discharge, one exterior water outlet underneath floor
- Hot water supply with immersion pump 12 V
- Truma Therme hot-water system for kitchen and toilet
- Air circulation system 12V, air circulation system with temperature sensitive automatic revolution system

6. KITCHEN / SANITARY AREA

- 3-flame gas stove with glass cover and stainless steel sink
- Refrigerator Dometic 108 ltr., gas, 230 V, 12V (gas operation in driving mode are only allowed in combination with Truma Mono Control)
- Refrigerator Thetford 142 ltr., gas, 230 V (gas operation in driving mode is only allowed in combination with Truma Mono Control) (depending on layout)
- Comfort bathroom (optional shower set; serial equipment on 580 QS)
- Washing basin tap
- Hinged window in toilet room with frosted glass (with blinds)
- Ceramic cassette rotating toilet Dometic
- Foldable clothes pole in toilet room or shower

KNAUS SPORT – Packages

114505 Plus package (16,5 kg)

151110	Jockey wheel with integrated damper
150065	Heavy-duty corner steadies
100170	Lift-tilt sunroof, Heki II
100832	Insect protection blind, full length of the door
452718	Water filter system "BWT - Best-Camp mini"

Item no.

114105 Winter package (up to body length 550) (19 kg)

100694	Winter cover for gas bottle box in KNAUS design
550086	Auxiliary electric heating, Truma Ultraheat
550279	Electric floor heating up to body length 550

Item no.

114106 Winter package (starting from body length 580) (19 kg)

100694	Winter cover for gas bottle box in KNAUS design
550086	Auxiliary electric heating, Truma Ultraheat
550920	Electric floor heating starting from body length 580

Item no.

210081 TV package 24" (27 kg)

250004	SAT system CARO® + Premium
252594	24" TV unit with HD-Tuner
250941	Combi-external plug socket (combination electricity + TV)
251261	TV holder

KNAUS SPORT – Optional equipment

Item no.	in package	• = Option – = Not available X = standard equipment	KG	400 LK	400 QD	420 QD	450 FU	460 EU	500 KD	500 EU	500 FU	500 QDK	500 UF	540 UE	540 FDK	550 FSK	580 QS	650 UDF
VEHICLE																		
Chassis																		
150997		AL-KO-ATC traction control system	4,5	•	•	•	•	•	•	•	•	•	•	•	•	•	•	•
152589		AL-KO-AAA premium brake (self-adjusting brakes)	-	•	•	•	•	•	•	•	•	•	•	•	•	•	•	•
151110	PLUS PACKAGE	Jockey wheel with integrated damper	-	•	•	•	•	•	•	•	•	•	•	•	•	•	•	•
152545		17" alloy wheels for single-axle models, front polished in black gloss in exclusive KNAUS Design	13	•	•	•	•	•	•	•	•	•	•	•	•	•	•	-
152519		17" alloy wheels for tandem-axle models, front polished in black gloss in exclusive KNAUS Design	26	-	-	-	-	-	-	-	-	-	-	-	-	-	-	•
152713		Spare wheel holder for 17" alloy rims (215/70R15C) on underbody		•	•	•	•	•	•	•	•	•	•	•	•	•	•	•
150122		Spare wheel incl. car jack - not possible with 17" aluminium wheels	25	•	•	•	•	•	•	•	•	•	•	•	•	•	•	•
152565		Spare wheel aluminium wheels 17" in exclusive KNAUS design - only possible with option 152545 / 152519 (17" alloy wheels)		•	•	•	•	•	•	•	•	•	-	•	•	•	•	•
151634		Wheel trims 14" in exclusive KNAUS design		•	•	•	•	•	•	•	•	•	•	•	•	•	•	•
150620		Roadway kit tyre filling system incl. compressor	2,5	•	•	•	•	•	•	•	•	•	•	•	•	•	•	•
150065	PLUS PACKAGE	Cormer Steadies supports, solid form, long	6,5	•	•	•	•	•	•	•	•	•	•	•	•	•	•	•
152069		Truma Mover XT / mono axle til 2.000 kg – Installation requires combination with 12 V mobile system (Opt. 250376)	28	•	•	•	•	•	•	•	•	•	•	•	•	•	•	-
152071		Truma Mover XT 2 / tandem axle til 2.400 kg – Installation requires combination with 12 V mobile system (Opt. 250376)	28	-	-	-	-	-	-	-	-	-	-	-	-	-	-	•
152072		Truma Mover XT 4 / tandem axle starting from 2.500 kg – Installation requires combination with 12 V mobile system (Opt. 250376)	60	-	-	-	-	-	-	-	-	-	-	-	-	-	-	•
BODY																		
Windows, doors, vents																		
100918		Hinged window	8	X	X	X	•	•	X	•	•	X	X	X	•	•	X	X
102017		Rear window		X	X	X	X	X	-	X	X	X	•	•	X	X	-	X
101666		Hinged window bathroom incl. cassette combi blind	4	•	•	•	X	•	X	•	X	•	X	•	X	X	X	X
102592		Cabin door KNAUS STYLE PLUS with the following additional equipment as compared to KNAUS STYLE door: Two-piece, multi-locking, incl. window with shading feature		•	•	•	•	•	•	•	•	•	•	•	•	•	•	•
102126		Hinged window left		X	•	•	X	X	-	X	X	-	X	X	X	X	-	X
101958		2. garage door 60 x 95 cm, left or right side to select (not in combination with 3rd bunk bed)	5,5	-	-	-	-	-	-	-	-	•	-	-	•	•	-	-
100170	PLUS PACKAGE	Lift-tilt sunroof, HEKI II	7,2	•	•	•	•	•	•	•	•	•	•	•	•	•	•	•
100832	PLUS PACKAGE	Insect protection blind, full length of the door	3	•	•	•	•	•	•	•	•	•	•	•	•	•	•	•
100612		Service flap lockable	1,5	•	•	•	•	•	•	•	•	•	•	•	•	•	•	•

KNAUS SPORT – Optional equipment

Item no.	in package	• = Option – = Not available X = standard equipment	KG	400 LK	400 QD	420 QD	450 FU	460 EU	500 KD	500 EU	500 FU	500 QDK	500 UF	540 UE	540 FDK	550 FSK	580 QS	650 UDF
Other																		
100577	Roof railing		10	•	•	•	•	•	•	•	•	•	•	•	•	•	•	•
100570	Drawbar covering (not available in combination with bike rack on drawbar)		4	•	•	•	•	•	•	•	•	•	•	•	•	•	•	•
102232	THULE Caravan SUPERB – Bike rack on drawbar, for 2 bikes (max. load capacity 60 kg)		10	•	•	•	•	•	•	•	•	•	•	•	•	•	•	•
100694	WINTER PACKAGE Exterior gas socket		7	•	•	•	•	•	•	•	•	•	•	•	•	•	•	•
951036	registration papers			•	•	•	•	•	•	•	•	•	•	•	•	•	•	•
952538	Factory collection			•	•	•	•	•	•	•	•	•	•	•	•	•	•	•
INTERIOR FURNISHING																		
Living / sleeping																		
551687	Bunk bed		-	•	-	-	-	-	X	-	-	X	-	-	X	X	X	•
550590	3rd bunk bed		3	•	-	-	-	-	•	-	-	•	-	-	•	•	•	-
552593	Bunk bed (three-part) incl. garage door 100 x 120 with frame window incl. darkening mechanism and insect protection		8	-	-	-	-	-	•	-	-	-	-	-	-	-	•	-
551413	Single column lift table		-	-	-	•	•	-	•	•	-	•	•	-	X	X	•	•
551112	Folding bed		8	X	-	-	-	-	-	-	-	-	-	-	-	-	-	X
552574	Fixed bed with EVOPORE HRC mattress incl. WaterGEL pad		10	• 3)	•	•	•	•	•	•	•	•	•	•	•	•	•	•
552414	Transversal bed instead of seating group in the front			•	-	-	-	-	-	-	-	-	-	-	-	-	-	-
551408	Extendible slatted frame for single beds		2	-	-	-	-	•	-	•	-	-	-	•	-	-	-	-
551968	Deluxe bed construction with second compensating cushion (possible for all round seating groups and dinette).		-	X	X	X	X	X	•	X	X	•	X	X	•	•	•	•
551965	Move-out for bed extension with compensating cushion		-	-	•	•	-	-	•	-	-	•	-	-	•	•	•	-
552369	Fitted sheet set – to fit mattress shape – for 2 beds (for permanent beds depending on layout)			• 2)	•	•	•	•	-	•	•	-	•	•	-	-	-	•
552370	Fitted sheet set – to fit mattress shape – for 4 or 5 beds (for permanent and bunk beds depending on layout)			-	-	-	-	-	•	-	-	•	-	-	•	•	•	• 1)
550075	Carpeting for body length 400 to 460		5	•	•	•	•	•	-	-	-	-	-	-	-	-	-	-
550076	Carpeting for body length 500 to 590		6	-	-	-	-	-	•	•	•	•	•	•	•	•	•	-
550077	Carpeting for body length 650 to 750		7	-	-	-	-	-	-	-	-	-	-	-	-	-	-	•
551966	Textile wall covering above the bed* (not possible with option 100918 and 102017)		-	-	-	-	•	•	-	•	•	-	-	-	•	•	-	-
Upholstery and textiles																		
552188	Upholstery selection „Active Royal“ or „Active Rock“		-	•	•	•	•	•	•	•	•	•	•	•	•	•	•	•
550660	COZY HOME package includes: 2 decorative cushions, 2 sleeping pillows, 2 blankets, 1 table runner		3															
EARTH				•	•	•	•	•	•	•	•	•	•	•	•	•	•	•

*2) depending on the design: Puls, Energy or Active-textile

1) only in combination with Option 551687

2) only in combination with Option 551687 or 550590

KNAUS SPORT – Optional equipment

Item no.	in package	* = Option -- = Not available X = standard equipment	KG	400 LK	400 QD	420 QD	450 FU	460 EU	500 KD	500 EU	500 FU	500 QDK	500 UF	540 UE	540 FDK	550 FSK	580 QS	650 UDF
	STONE			•	•	•	•	•	•	•	•	•	•	•	•	•	•	•
	AVOCADO			•	•	•	•	•	•	•	•	•	•	•	•	•	•	•
	AQUA			•	•	•	•	•	•	•	•	•	•	•	•	•	•	•
	MAGNOLIA			•	•	•	•	•	•	•	•	•	•	•	•	•	•	•
	PEACH			•	•	•	•	•	•	•	•	•	•	•	•	•	•	•
	Electrics																	
252524		Ambience lighting incl. kitchen back wall in worktop material	-	•	•	•	•	•	•	•	•	•	•	•	•	•	•	•
250004	TV24"	Complete antenna system CARO®+ Premium (only possible with option 252594)	14	•	•	•	•	•	•	•	•	•	•	•	•	•	•	•
250941	TV24"	Combi-external plug inlet (combination electricity + TV)	-	•	•	•	•	•	•	•	•	•	•	•	•	•	•	•
252594	TV24"	24" TV unit with HD tuner	9	•	•	•	•	•	•	•	•	•	•	•	•	•	•	•
251261	TV24"	TV holder	3	•	•	-	•	•	•	•	•	•	•	•	•	•	•	•
252547		Electrical outlets Plus package – consisting of: - 1 pc. each of additional 230-volt power outlet in the kitchen and the seating group - 1 pc. each USB socket in the seating group and in the sleep area	0,5	•	•	•	•	•	•	•	•	•	•	•	•	•	•	•
250376		12 V mobile system, comprising: Fresh water and battery indicator, gel battery, automatic charger, and master switch	28,6	•	•	•	•	•	•	•	•	•	•	•	•	•	•	•
551327		Smoke warning system	0,3	•	•	•	•	•	•	•	•	•	•	•	•	•	•	•
252698		velocate® GPS Tracker (hardware without personal tracking function; theft tracking for additional charge)		•	•	•	•	•	•	•	•	•	•	•	•	•	•	•
252815		velocate® LIFETIME license with unlimited, personal, EU-wide tracking function (only possible with option number: 252698)		•	•	•	•	•	•	•	•	•	•	•	•	•	•	•
	Gas, heating, water, air conditioning																	
552052		Air condition Freshjet 2200	30	•	•	•	•	•	•	•	•	•	•	•	•	•	•	•
300518		Exterior gas socket	-	•	•	•	•	•	•	•	•	•	•	•	•	•	•	•
301956		Mono Control CS vertical (on 1 gas bottle)	-	•	•	•	•	•	•	•	•	•	•	•	•	•	•	•
301957		Duo Control CS vertical (on 2 gas bottles)	1,3	•	•	•	•	•	•	•	•	•	•	•	•	•	•	•
301057		Remote display + ice-ex for DuoControl	0,5	•	•	•	•	•	•	•	•	•	•	•	•	•	•	•
550081		Airmix proportioning of fresh air unit in air circulation system	1	•	•	•	•	•	•	•	•	•	•	•	•	•	•	•
550279	WINTER PACKAGE	Electric floor heating up to body length 550	7	•	•	•	•	•	•	•	•	•	•	•	•	•	-	-
550920	WINTER PACKAGE	Electric floor heating starting from body length 580	7,5	-	-	-	-	-	-	-	-	-	-	-	-	-	•	•
550086	WINTER PACKAGE	Additional electric heating Truma Ultraheat	2	•	•	•	•	•	•	•	•	•	•	•	•	•	•	•
450092		Waste water tank mobile, 25 litre	3,3	•	•	•	•	•	•	•	•	•	•	•	•	•	•	•
451443		City water supply connection (only in combination with fresh water tank 45 ltr.)	0,5	•	•	•	•	•	•	•	•	•	•	•	•	•	•	•
450093		Fresh water tank mobile, 25 ltr	3,3	•	•	•	•	•	•	•	•	•	•	•	•	•	•	•

KNAUS SPORT – Optional equipment

Item no.	in package	• = Option – = Not available X = standard equipment	KG	400 LK	400 QD	420 QD	450 FU	460 EU	500 KD	500 EU	500 FU	500 QDK	500 UF	540 UE	540 FDK	550 FSK	580 QS	650 UDF
450563	Fresh water tank liquid level indicator		-	•	•	•	•	•	•	•	•	•	•	•	•	•	•	•
452718	PLUS PACKAGE Water filter system "BWT - Best-Camp mini"		2	•	•	•	•	•	•	•	•	•	•	•	•	•	•	•
302033	Gas warning system			•	•	•	•	•	•	•	•	•	•	•	•	•	•	•
Kitchen and sanitary area																		
401798	189 l Dometic refrigerator with separate freezer door, 230V/gas instead of 108 l (gas operation in driving mode are only allowed in combination with Truma Mono Control)		8	-	-	-	-	-	-	•	-	•	-	-	-	-	•	•
400060	Microwave		15	•	•	•	•	•	•	•	•	•	•	•	•	•	•	•
450585	Shower extension, lateral and angled washroom consisting of: Shower head, shower sliding rail, shower curtain with air hose, wall panelling		2	-	-	-	•	-	X	-	•	-	•	-	•	•	X	•
450520	Shower extension for standard bathroom, includes: extendable shower head, holder for shower head and shower curtain with air hose		2	•	•	•	-	•	-	•	-	•	-	•	-	-	-	-
EXTRAS																		
Awning Omnistor																		
500653	Awning with mounting on the roof 265 cm x 200 cm		23	•	•	-	-	-	-	-	-	-	-	-	-	-	-	-
500654	Awning with mounting on the roof 305 cm x 250 cm		30	-	-	•	-	-	-	-	-	-	-	-	-	-	-	-
500655	Awning with mounting on the roof 355 cm x 250 cm		33	-	-	-	•	•	-	-	-	-	-	-	-	-	-	-
500657	Awning with mounting on the roof 405 cm x 250 cm		40	-	-	-	-	-	•	•	•	•	•	•	•	•	•	-
501997	Awning with mounting on the roof 455 cm x 250 cm		42	-	-	-	-	-	-	-	-	-	-	-	-	-	-	•
Weight increase																		
150111	1.100 up to 1.200/1.300 kg (1.300 kg chassis)		-	•	•	-	-	-	-	-	-	-	-	-	-	-	-	-
150112	1.100 up to 1.400/1.500 kg (1.500 kg chassis)		15	•	•	-	-	-	-	-	-	-	-	-	-	-	-	-
150111	1.200 up to 1.300 kg (1.300 kg chassis)		-	-	-	•	•	-	-	-	-	-	-	-	-	-	-	-
150112	1.200 up to 1.400/1.500 kg (1.500 kg chassis)		15	-	-	•	•	-	-	-	-	-	-	-	-	-	-	-
150112	1.300 up to 1.400/1.500//1.600/1.700 kg (1.500 kg chassis)		15	-	-	-	•	•	•	•	•	•	•	-	-	-	-	-
150112	1.300 up to 1.600/1.700 kg (1.700 kg chassis)		25	-	-	-	-	•	•	•	•	•	•	-	-	-	-	-
150111	1.400 up to 1.500 kg (1.500 kg chassis)		-	-	-	-	-	-	-	-	-	-	-	•	•	•	-	-
150112	1.400 up to 1.600/1.700 kg (1.700 kg chassis)		25	-	-	-	-	-	-	-	-	-	-	•	•	•	-	-
150112	1.500 up to 1.600/1.700 kg (1.700 kg chassis)		25	-	-	-	-	-	-	-	-	-	-	-	-	-	•	-
150112	1.500 up to 1.800 kg (1.800 kg chassis)		25	-	-	-	-	-	-	-	-	-	-	-	-	-	•	-
150111	1.800 up to 1.900/2.000 kg (2.000 kg chassis)		-	-	-	-	-	-	-	-	-	-	-	-	-	-	-	•
150112	1.800 up to 2.500 kg (2.500 kg chassis)		40	-	-	-	-	-	-	-	-	-	-	-	-	-	-	•

SÜDWIND

Technical specifications



Technical specifications	420 QD	450 FU	460 EU	500 FU	500 QDK
Total length*	643	667	691	727	727
Interior length (cm)	444	468	492	528	528
Total width / Interior width (cm)	232 / 216	232 / 216	232 / 216	232 / 216	232 / 216
Total height / Interior height (cm)	257 / 196	257 / 196	257 / 196	257 / 196	257 / 196
Awning dimensions (cm)	872	896	920	956	956
Mass of the unladen vehicle (kg) **	1.050	1.110	1.170	1.220	1.220
Mass in running order (kg) **	1.120	1.180	1.240	1.290	1.290
Maximum technically permissible laden mass (kg) **	1.300	1.400	1.500	1.500	1.500
Maximum user payload (kg) **	180	220	260	210	210
Tyre size (standard)	195/70 R 14	185 R14C	185 R14C	185 R14C	185 R14C
Tyre size (option 17" alloy wheels)	205/50 R17	215/55 R17	215/55 R17	215/55 R17	215/55 R17
Rim size (standard)	5 1/2 J x 14	5 1/2 J x 14	5 1/2 J x 14	5 1/2 J x 14	5 1/2 J x 14
Rim size (option 17" alloy wheels)	6 1/2 J x 17	6 1/2 J x 17	6 1/2 J x 17	6 1/2 J x 17	6 1/2 J x 17
Sleeping berths standard (option)	3	4	4	4	5 (6)
Bed dimensions, front (cm)	209x140/134	200x139	200x85 / 188x85	200x139	209x134/110
Bed dimensions, centre (cm)	–	–	–	–	196x95
Bed dimensions, rear (cm)	188x140/94	196x127/138	196x108/117	196x150/147	188x70 / 186x76
Hinged windows all around ***	5	6	6	6	6
Entrance door (cm): W x H door	70 x 181	60 x 181	60 x 181	70 x 181	60 x 181
KNAUS panorama window, front	–	–	–	–	–
Skylights with insect protection	2	2	4	2	2
Mushroom-shaped fans	1	1	0	1	2
Refrigerator (volume in liters / option)	108	108	108	142	142

*) including drawbar
– Not provided

** The maximum vehicle load capacity (kg) = difference between the weight of the empty vehicle and authorised vehicle load capacity. Please consider the comments and explanations on Page 31.

*** Interior: fly screen and black out blind

SÜDWIND

Technical specifications



Technical specifications	500 UF	500 PF	540 FDK	540 UE	550 FSK
Total length*	727	727	751	751	751
Interior length (cm)	528	528	552	552	552
Total width / Interior width (cm)	232 / 216	232 / 216	232 / 216	232 / 216	250 / 234
Total height / Interior height (cm)	257 / 196	257 / 196	257 / 196	257 / 196	257 / 196
Awning dimensions (cm)	956	956	980	980	980
Mass of the unladen vehicle (kg) **	1.220	1.220	1.280	1.280	1.310
Mass in running order (kg) **	1.290	1.290	1.350	1.350	1.380
Maximum technically permissible laden mass (kg) **	1.500	1.500	1.600	1.600	1.600
Maximum user payload (kg) **	210	210	250	250	220
Tyre size (standard)	185 R14C	185 R14C	185 R14C	185 R14C	185 R14C
Tyre size (option 17" alloy wheels)	215/55 R17	215/55 R17	215/60 R17C	215/60 R17C	215/60 R17C
Rim size (standard)	5 1/2 J x 14	5 1/2 J x 14	5 1/2 J x 14	5 1/2 J x 14	5 1/2 J x 14
Rim size (option 17" alloy wheels)	6 1/2 J x 17	6 1/2 J x 17	6 1/2 J x 17	6 1/2 J x 17	6 1/2 J x 17
Sleeping berths standard (option)	4	3	5 (6)	3	5 (6)
Bed dimensions, front (cm)	196 x 150/135	–	200x139	196 x 120/135	200x157
Bed dimensions, centre (cm)	–	196 x 95	196 x 95	–	196 x 112
Bed dimensions, rear (cm)	200x139	200x139	210 x 70 / 198 x 70	200 x 85 / 194 x 85	228 x 72 / 216 x 72
Hinged windows all around ***	6	4	6	6	6
Entrance door (cm): W x H door	70 x 181	70 x 181	70 x 181	70 x 181	70 x 181
KNAUS panorama window, front	X	X	-	X	-
Skylights with insect protection	3	3	3	4	3
Mushroom-shaped fans	1	1	1	0	1
Refrigerator (volume in liters / option)	142	142	142	142	142

*) including drawbar


– Not provided

** The maximum vehicle load capacity (kg) = difference between the weight of the empty vehicle and authorised vehicle load capacity. Please consider the comments and explanations on Page 31.

*** Interior: fly screen and black out blind

SÜDWIND

Technical specifications



Technical specifications	580 UE	580 QS	650 PXB	650 PEB	750 UDF
Total length*	787	787	861	861	947
Interior length (cm)	570	570	660	660	746
Total width / Interior width (cm)	250 / 234	250 / 234	250 / 234	250 / 234	250 / 234
Total height / Interior height (cm)	257 / 196	257 / 196	257 / 196	257 / 196	257 / 196
Awning dimensions (cm)	998	998	1.088	1.088	1.172
Mass of the unladen vehicle (kg) **	1.380	1.380	1.620	1.620	1.770
Mass in running order (kg) **	1.450	1.450	1.690	1.690	1.840
Maximum technically permissible laden mass (kg) **	1.700	1.700	2.000	2.000	2.200
Maximum user payload (kg) **	250	250	310	310	360
Tyre size	185 R14C	185 R14C	185/65 R14	185/65 R14	195/70 R14
Tyre size (standard)	215/60 R17C	215/60 R17C	205/50 R17	205/50 R17	205/50 R17
Tyre size (option 17" alloy wheels)	5 1/2 J x 14	5 1/2 J x 14	5 1/2 J x 14	5 1/2 J x 14	5 1/2 J x 14
Rim size (standard)	6 1/2 J x 17	6 1/2 J x 17	6 1/2 J x 17	6 1/2 J x 17	6 1/2 J x 17
Rim size (option 17" alloy wheels)	4	5	3	3	7 (8)
Sleeping berths standard (option)	234 x 144/141	199 x 146/120	–	–	234 x 150/135
Bed dimensions, centre (cm)	–	214 x 112	200 x 120	200 x 120	2 x 194 x 70; 196 x 112
Bed dimensions, rear (cm)	200 x 85 / 188 x 85	188 x 70 / 186 x 76	200 x 144	2x 200 x 85	200x157
Hinged windows all around ***	6	7	6	6	8
Entrance door (cm): W x H door	70 x 181	70 x 181	70 x 181	70 x 181	70 x 181
KNAUS panorama window, front	X	-	X	X	X
Skylights with insect protection	4	2	4	4	3
Mushroom-shaped fans	0	2	0	0	1
Refrigerator (volume in liters / option)	142	142	177	177	177

*) including drawbar
– Not provided

** The maximum vehicle load capacity (kg) = difference between the weight of the empty vehicle and authorised vehicle load capacity. Please consider the comments and explanations on Page 31.

*** Interior: fly screen and black out blind

1. VEHICLE, CHASSIS

- AL-KO Euro chassis with semi-trailing link axle (mono axle; starting from body length 650 with tandem axle)
- AL-KO-AAA premium brake (self-adjusting brakes)
- Jockey wheel with integrated damper
- Hydraulic wheel shock absorbers
- Automatic reversing system
- Hand brake servo-assisted
- AKS stabiliser
- Spare wheel mount screw-in mount in gas bottle box
- Corner steadies

2. BODY

- Roof of GRP w/ reduced sensitivity of hail
- Aluminium hammer tone finish, front and tail in blank sheet
- Lockable outside hatch
- Cabin door: KNAUS KOMFORT with automotive locking system, double sealing, without window, 2 foldable clothes hangers
- Convenience one-key locking system
- Gas bottle box in the front can be equipped with 2 x 11 kg gas bottles
- Thickness, roof: 31 mm , Thickness, side wall: 31 mm, Thickness, floor: 38 mm
- Lift-tilt sunroof, HEKI II
- Insect protection blind, full length of the door
- 12 V outdoor awning light - LED
- Additional security lighting 3rd brake light in LED technology
- Rotating aluminium edging-loading PROTECFRAME option for awnings (both sides)
- KNAUS CATEYE evolution - Rückleuchte mit exklusiver Nachtsignatur und dynamischen Blinkleuchten in LED-Technik

3. INTERIOR

- Furniture flaps Egmond Elm decor
- Hard-wearing PVC floor covering in Wood design
- Ventilated cupboards and storage compartments
- Upholstery selection: Casual Silver, Grey Comfort
- Bunk bed (standard on 500 QDK, 540 FDK, 550 FSK, 580 QS and 750 UDF)
- Fixed beds with EvoPore HRC mattress
- Extendible slatted frame for single beds
- Wall covering above bed (depending on layout, not possible on models with front window - option 100918)
- Textile room partitioner
- Single column lift table
- Storage box covers with soft-close function
- Kitchen drawers with soft-close function
- Ambience lighting incl. kitchen back wall paneling in worktop material

4. ELECTRICS

- Electric coupling to drawing vehicle, Jaeger 13 pole
- Interior lighting complete in LED technology
- 230 V Euro exterior power inlet, several security interior sockets
- TV installation, prepared (coaxial cable laying)
- Transformer 384 VA
- Combi-external plug socket (combination electricity + TV)
- TV holder - swivel-mounted
- Radio cabling incl. 2 speakers and cable laying
- Radio/DAB+/MP3-Tuner with USB and Bluetooth
- Incl. electrical outlets Plus package – consisting of: - 1 pc. each of additional 230-volt power outlet in the kitchen and the seating group - 1 pc. each USB socket in the seating group and in the sleep area

5. GAS / WATER / Heating

- KNAUS service module stored behind practical, lockable external flap (for filling water / electrical outlet / fresh water pipe discharge)
- Fresh water tank permanent mount, 45 ltr. (in combination with option 451443 "City water supply connection" 50 ltr. tank volume are available)
- Gas heating, model: Truma S 3004 (up to body length 500); Truma S 5004 (starting from body length 550)
- Central waste water discharge, one exterior water outlet underneath floor
- Hot water supply with immersion pump 12 V
- Truma Therme hot-water system for kitchen and toilet
- Air circulation system 12V, air circulation system with temperature sensitive automatic revolution system
- Water filter system "BWT - Best-Camp mini"

6. KITCHEN / SANITARY AREA

- 3-flame gas stove with glass cover and stainless steel sink
- High-quality KNAUS kitchen tap
- Comfort bathroom (on 500 QDK, 580 QS, 650 PXB and 650 PEB included as Standard equipment)
- Washing basin tap "KNAUS"
- Hinged window in toilet room with frosted glass and blinds/ insect protection blinds (depending on vehicle layout)
- Ceramic cassette toilet Dometic (only possible on 500 QDK, 580 QS, 650 PXB and 650 PEB)
- Thetford bank toilet (not possible for 500 QDK, 580 QS, 650 PXB and 650 PEB)
- Foldable clothes pole in toilet room or shower

KNAUS SÜDWIND – Packages

Item no.	
114507	Design package KNAUS Südwind - Single axle (25 kg)
100570	Drawbar covering
152545	17" alloy wheels for single-axle models, front polished in black gloss in exclusive KNAUS Design
101604	White plain sheet side walls instead of hammer blow variant – single-axle version

Item no.	
114105	Winter package (up to body length 550) (19 kg)
	Info: Possible up to body length 550
100694	Winter cover for gas bottle box in KNAUS design
550086	Auxiliary electric heating, Truma Ultraheat
550279	Electric floor heating up to body length 550

Item no.	
210082	TV package 24" (27 kg)
250004	SAT system CARO® + Premium
252594	24" TV unit with HD-Tuner

Item no.	
114508	Design package KNAUS Südwind - Tandem axle (40 kg)
100570	Drawbar covering
152519	17" alloy wheels for tandem-axle models, front polished in black gloss in exclusive KNAUS Design
101605	White plain sheet side walls instead of hammer blow variant – tandem-axle version

Item no.	
114106	Winter package (starting from body length 580) (19 kg)
	Info: Possible starting from body length 580
100694	Winter cover for gas bottle box in KNAUS design
550086	Auxiliary electric heating, Truma Ultraheat
550920	Electric floor heating starting from body length 580

KNAUS SÜDWIND – Optional equipment

Item no.	in package	• = Option – = Not available X = standard equipment	KG	420 QD	450 FU	460 EU	500 FU	500 QDK	500 PF	500 UF	540 FDK	540 UE	550 FSK	580 UE	580 QS	650 PXB	650 PEB	750 UDF
VEHICLE																		
Chassis																		
150997	AL-KO-ATC traction control system		4,5	•	•	•	•	•	•	•	•	•	•	•	•	•	•	•
152545	DESIGN PACKAGE SINGLE AXLE 17" alloy wheels for single-axle models, front polished in black gloss in exclusive KNAUS Design		13	•	•	•	•	•	•	•	•	•	•	•	•	-	-	-
152519	DESIGN PACKAGE TANDEM AXLE 17" alloy wheels for tandem-axle models, front polished in black gloss in exclusive KNAUS Design		26	-	-	-	-	-	-	-	-	-	-	-	-	•	•	•
152713	Spare wheel holder for 17" alloy rims (215/70R15C) on underbody			•	•	•	•	•	•	•	•	•	•	•	•	•	•	•
150122	Spare wheel aluminium wheels 17" in exclusive KNAUS design - only possible with option 152545 / 152519 (17" alloy wheels)		25	•	•	•	•	•	•	•	•	•	•	•	•	•	•	•
150620	Roadway kit tyre filling system incl. compressor		2,5	•	•	•	•	•	•	•	•	•	•	•	•	•	•	•
151634	Wheel trims			•	•	•	•	•	•	•	•	•	•	•	•	•	•	•
152069	Truma Mover XT / mono axle til 2.000 kg – Installation requires combination with 12 V mobile system (Opt. 250376)		28	•	•	•	•	•	•	•	•	•	•	•	•	-	-	-
152071	Truma Mover XT 2 / tandem axle til 2.400 kg – Installation requires combination with 12 V mobile system (Opt. 250376)		28	-	-	-	-	-	-	-	-	-	-	-	-	•	•	•
152072	Truma Mover XT 4 / tandem axle starting from 2.500 kg – Installation requires combination with 12 V mobile system (Opt. 250376)		60	-	-	-	-	-	-	-	-	-	-	-	-	•	•	•
BODY																		
Windows, doors, vents																		
100918	Hinged window		8	•	•	•	•	•	X	X	•	•	X	X	X	X	X	X
102017	Rear window			X	X	X	X	-	•	•	X	X	•	•	-	-	-	•
101666	Hinged window bathroom incl. cassette combi blind		4	•	X	•	X	X	X	X	X	X	•	•	X	X	X	X
102564	Cabin door KNAUS PREMIUM (600 mm) with the following additional equipment as compared to KNAUS COMFORT door: Multi-locking, covered hinge system, incl. window with pleated shade, integrated umbrella slot, high-quality applications, multi-functional bag in KNAUS Design			-	•	•	-	•	-	-	-	-	-	-	-	-	-	-
102564	Cabin door KNAUS PREMIUM (700 mm) with the following additional equipment as compared to KNAUS COMFORT door: Multi-locking, covered hinge system, incl. window with pleated shade, integrated umbrella slot, high-quality applications, multi-functional bag in KNAUS Design			•	-	-	•	-	•	•	•	•	•	•	•	•	•	•
102577	Matching multifunctional bag in KNAUS design as an extension to the KNAUS COMFORT cabin door			•	•	•	•	•	•	•	•	•	•	•	•	•	•	•
101604	DESIGN MONOACHSER White plain sheet side walls instead of hammer blow variant – single-axle version			•	•	•	•	•	•	•	•	•	•	•	•	-	-	-
101605	DESIGN TANDEMACHSER White plain sheet side walls instead of hammer blow variant – tandem-axle version			-	-	-	-	-	-	-	-	-	-	-	-	•	•	•
101958	2. garage door 60 x 95 cm, left or right side to select (not in combination with 3rd bunk bed)		5,5	-	-	-	-	-	-	-	•	•	-	-	-	-	-	-
100612	Service flap lockable		1,5	•	•	•	•	•	•	•	•	•	•	•	•	•	•	•

KNAUS SÜDWIND – Optional equipment

Item no.	in package	• = Option – = Not available X = standard equipment	KG	420 QD	450 FU	460 EU	500 FU	500 QDK	500 PF	500 UF	540 FDK	540 UE	550 FSK	580 UE	580 QS	650 PXB	650 PEB	750 UDF
Other																		
100577	Roof railing		10	•	•	•	•	•	•	•	•	•	•	•	•	•	•	•
100570	DESIGN MONOACHSER / DESIGN TANDEMACHSER Drawbar covering (not available in combination with bike rack on drawbar)		4	•	•	•	•	•	•	•	•	•	•	•	•	•	•	•
102232	THULE Caravan SUPERB - Bike rack on drawbar, for 2 bikes (max. load capacity 60 kg)		10	•	•	•	•	•	•	•	•	•	•	•	•	•	•	•
100694	WINTER-PAKET Winter cover for gas bottle box in KNAUS design		7	•	•	•	•	•	•	•	•	•	•	•	•	•	•	•
951036	registration papers			•	•	•	•	•	•	•	•	•	•	•	•	•	•	•
952538	Factory collection			•	•	•	•	•	•	•	•	•	•	•	•	•	•	•
INTERIOR FURNISHING																		
Living / sleeping																		
551963	Linen cupboard bunk bed			-	-	-	-	-	-	-	•	•	-	-	-	-	-	-
551979	Bunk bed (three-part) incl. linen cupboard (on 750 UDF linen cupboard not possible)		3	-	-	-	-	-	-	-	•	•	-	-	-	-	-	-
552593	Bunk bed (three-part) incl. garage door 100 x 120 with frame window incl. darkening mechanism and insect protection		8	-	-	-	-	•	-	-	-	-	-	-	•	-	-	-
552574	Fixed bed with EVOPORE HRC mattress incl. WaterGEL pad		10	•	•	•	•	•	•	•	•	•	•	•	•	•	•	•
552584	KNAUS comfort bed - EVOPORE HRC mattress incl. WaterGEL pad on a cup spring slatted frame		15	•	•	•	•	•	•	•	•	•	•	•	•	•	•	•
551112	Folding bed		8	-	-	-	-	-	-	-	-	-	-	-	-	-	-	•
552009	Adjustment for table flexibly			-	•	•	•	-	-	•	-	-	•	•	-	•	•	•
551965	Move-out for bed extension incl. compensating cushion (seating group extension on 650 PXB / 650 PEB)		-	-	-	-	-	•	-	-	•	•	-	-	•	•	•	•
552597	TV furniture instead of long seating group incl. 32" TV and TV holder			-	-	-	-	-	-	-	-	-	-	-	-	•	•	-
552369	Fitted sheet set - to fit mattress shape - for 2 beds (for permanent beds depending on layout)			•	•	•	•	•	•	•	-	-	•	•	-	•	•	-
552370	Fitted sheet set - to fit mattress shape - for 4 or 5 beds (for permanent and bunk beds depending on layout)			-	-	-	-	•	-	-	•	•	-	-	•	-	-	•
550075	Carpeting for body length 400 to 460		5	•	•	•	-	-	-	-	-	-	-	-	-	-	-	-
550076	Carpeting for body length 500 to 590		6	-	-	-	•	•	•	•	•	•	•	•	•	-	-	-
550077	Carpeting for body length 650 to 750		7	-	-	-	-	-	-	-	-	-	-	-	-	•	•	•
Upholstery and textiles																		
552188	Upholstery selection „Active Royal“ or „Active Rock“		-	•	•	•	•	•	•	•	•	•	•	•	•	•	•	•
550660	COZY HOME package includes: 2 decorative cushions, 2 sleeping pillows, 2 blankets, 1 table runner		3															
	EARTH			•	•	•	•	•	•	•	•	•	•	•	•	•	•	•

KNAUS SÜDWIND – Optional equipment

Item no.	in package		• = Option – = Not available X = standard equipment	KG		420 QD	450 FU	460 EU	500 FU	500 QDK	500 PF	500 UF	540 FDK	540 UE	550 FSK	580 UE	580 QS	650 PXB	650 PEB	750 UDF
		STONE				•	•	•	•	•	•	•	•	•	•	•	•	•	•	•
		AVOCADO				•	•	•	•	•	•	•	•	•	•	•	•	•	•	•
		AQUA				•	•	•	•	•	•	•	•	•	•	•	•	•	•	•
		MAGNOLIA				•	•	•	•	•	•	•	•	•	•	•	•	•	•	•
		PEACH				•	•	•	•	•	•	•	•	•	•	•	•	•	•	•
		Electrics																		
250004	TV24"	Complete antenna system CARO®+ Premium (only possible with option 252594)		14		•	•	•	•	•	•	•	•	•	•	•	•	•	•	•
252594	TV24"	24" TV unit with HD tuner		9		•	•	•	•	•	•	•	•	•	•	•	•	•	•	•
250376		12 V mobile system, comprising: Fresh water and battery indicator, gel battery, automatic charger, and master switch		28,6		•	•	•	•	•	•	•	•	•	•	•	•	•	•	•
551327		Smoke warning system		0,3		•	•	•	•	•	•	•	•	•	•	•	•	•	•	•
252698		velocate® GPS Tracker (hardware without personal tracking function; theft tracking for additional charge)				•	•	•	•	•	•	•	•	•	•	•	•	•	•	•
252815		velocate® LIFETIME license with unlimited, personal, EU-wide tracking function (only possible with option number: 252698)				•	•	•	•	•	•	•	•	•	•	•	•	•	•	•
		Gas, heating, water, air conditioning																		
552052		Air condition Freshjet 2200		30		•	•	•	•	•	•	•	•	•	•	•	•	•	•	•
300518		Exterior gas socket		-		•	•	•	•	•	•	•	•	•	•	•	•	•	•	•
301956		Mono Contol CS vertical (on 1 gas bottle)		-		•	•	•	•	•	•	•	•	•	•	•	•	•	•	•
301957		Duo Control CS vertical (on 2 gas bottles)		1,3		•	•	•	•	•	•	•	•	•	•	•	•	•	•	•
550081		Airmix proportioning of fresh air unit in air circulation system		1		•	•	•	•	•	•	•	•	•	•	•	•	•	•	•
301057		Remote display + ice-ex for DuoControl		0,5		•	•	•	•	•	•	•	•	•	•	•	•	•	•	•
450098		ALDE hot water heating		34		-	-	-	-	-	•	•	-	•	-	•	•	•	•	•
351967		ALDE hot water underfloor heating				-	-	-	-	-	•	•	-	•	-	•	•	•	•	•
550279	WINTER PACKAGE	Electric floor heating up to body length 550		7		•	•	•	•	•	•	•	•	•	•	-	-	-	-	-
550920	WINTER PACKAGE	Electric floor heating starting from body length 580		7,5		-	-	-	-	-	-	-	-	-	-	•	•	•	•	•
550086	WINTER PACKAGE	Additional electric heating Truma Ultraheat		2		•	•	•	•	•	•	•	•	•	•	•	•	•	•	•
450092		Waste water tank mobile, 25 litre		3,3		•	•	•	•	•	•	•	•	•	•	•	•	•	•	•
451443		City water supply connection		0,5		•	•	•	•	•	•	•	•	•	•	•	•	•	•	•
450563		Fresh water tank liquid level indicator		-		•	•	•	•	•	•	•	•	•	•	•	•	•	•	•
450090		Hot-water system Truma gas boiler, 10 l, mixer taps, shower equipment, shower curtain, 25 l waste water tank		19		•	•	•	•	•	•	•	•	•	•	•	•	•	•	•

KNAUS SÜDWIND – Optional equipment

Item no.	in package	• = Option – = Not available X = standard equipment	KG	420 QD	450 FU	460 EU	500 FU	500 QDK	500 PF	500 UF	540 FDK	540 UE	550 FSK	580 UE	580 QS	650 PXB	650 PEB	750 UDF
302033	Gas warning system			•	•	•	•	•	•	•	•	•	•	•	•	•	•	•
Kitchen and sanitary area																		
400622	Extractor hood		2,5	•	•	•	•	•	–	•	•	•	•	•	•	–	–	•
402767	Refrigrator Thetford 142l, 230 V/gas instead of 108l – gas operation in driving mode is only allowed in combination with Truma Mono Control		10	•	–	–	–	–	–	–	–	–	–	–	–	–	–	–
400060	Microwave		15	•	–	–	•	•	•	•	•	•	•	•	•	•	•	•
450585	Additional shower kit for longitudinally positioned bathroom		2	–	•	–	•	–	•	•	•	–	•	–	–	–	–	•
450520	Additional shower kit for centrally positioned bathroom		2	•	–	•	–	–	–	–	–	•	–	•	–	–	–	–
400369	Oven with grill		13,2	•	–	–	•	•	•	•	•	•	•	•	•	•	•	•
EXTRAS																		
Awning Omnistor																		
500654	Awning with mounting on the roof 305 cm x 250 cm		30	•	–	–	–	–	–	–	–	–	–	–	–	–	–	–
500655	Awning with mounting on the roof 355 cm x 250 cm		33	–	•	•	–	–	–	–	–	–	–	–	–	–	–	–
500657	Awning with mounting on the roof 405 cm x 250 cm		40	–	–	–	•	•	•	•	•	•	•	•	•	–	–	–
501997	Awning with mounting on the roof 455 cm x 250 cm		42	–	–	–	–	–	–	–	–	–	–	–	–	•	•	•
Weight increase																		
150112	1.300 up to 1.400/1.500 kg (1.500 kg chassis)		15	•	–	–	–	–	–	–	–	–	–	–	–	–	–	–
150111	1.400 up to 1.500 kg (1.500 kg chassis)		–	–	•	–	–	–	–	–	–	–	–	–	–	–	–	–
150112	1.400 up to 1.600/1.700 kg (1.700 kg chassis)		25	–	•	–	–	–	–	–	–	–	–	–	–	–	–	–
150112	1.500 up to 1.600/1.700 kg (1.700 kg chassis)		25	–	–	•	•	•	•	•	–	–	–	–	–	–	–	–
150112	1.500 up to 1.600/1.800 kg (1.800 kg chassis)		25	–	–	–	•	•	•	•	–	–	–	–	–	–	–	–
150111	1.600 up to 1.700 kg (1.700 kg chassis)		–	–	–	–	–	–	–	–	•	•	•	–	–	–	–	–
150112	1.600 up to 1.800 kg (1.800 kg chassis)		15	–	–	–	–	–	–	–	•	•	•	–	–	–	–	–
150112	1.700 up to 1.800 kg (1.800 kg chassis)		15	–	–	–	–	–	–	–	–	–	–	•	•	–	–	–
152596	1.700 up to 1.900 kg** (1.900 kg chassis incl. aluminium wheels)		25	–	–	–	–	–	–	–	–	–	–	•	•	–	–	–
150112	2.000 up to 2.500 kg (2.500 kg chassis)		40	–	–	–	–	–	–	–	–	–	–	–	–	•	•	–
150111	2.200 up to 2.500 kg (2.500 kg chassis)		–	–	–	–	–	–	–	–	–	–	–	–	–	–	–	•

** Alloy rims must be fitted for load increases to 1.900 kg due to their higher payload capacity.

FOR CARAVANS, MOTORHOMES, CUV MADE BY KNAUS, WE GRANT YOU A 10-YEAR LEAK-PROOFNESS GUARANTEE ON THE BODY MANUFACTURED BY US IN ADDITION TO YOUR COMPULSORY GUARANTEE WITHIN THE FRAMEWORK OF OUR GUARANTEE CONDITIONS.

PLEASE NOTE THE FOLLOWING IMPORTANT INFORMATION FOR ALL CARAVANS MADE BY KNAUS:

All Dimensions and weight data may vary ca. +/-5% due to tolerances of the natural raw materials used. With any modifications done on the vehicle by a non-authorized dealer or garage you may put at risk your personal security and lose KNAUS operating licence and warranty. Therefore please leave repairs and retrofits to the authorized KNAUS dealers and insist on KNAUS original equipment. Retrofits, if technically possible, will cause additional mounting and material costs. In exceptional cases some combinations of extras and options may occur as mutually exclusive. We reserve the right to any technical modifications as to design, colour, and equipment, if technical improvement requires us to do so. The contents of this list reflect arrangements at printing, in 07/2019. The pricelist is effective as from 01.08.2019 for the 2020 model year. Previous lists are no longer valid. We reserve the right to change content at our discretion.

The water supply system is minimum state of the art (03/2009) (Regulation 2002/72/EG).

*) Annotation concerning weight data of your KNAUS caravans: KNAUS caravans are characterised by their technical progress. Through innovative solutions such as the use of high-strength steels for the chassis or intelligent honeycomb technology in furniture construction, low tare weights of the KNAUS caravans are created. The mass of the empty vehicle within the meaning of this price list is the mass of the vehicle with standard equipment and without basic equipment, i.e. without „liquids“, as well as without additional equipment within the meaning of Art. 2, No. 3 VO (EU) 1230/2012.

Mass in running order, see Article 2, para. 4 a) VO (EU) 1230/2012, unless nothing different is regulated, is defined as follows:

Mass of the vehicle with

standard equipment as referred to in manufacturer specifications:
 + Steel liquid gas bottles (11 kg) filled to 100% (i. e. 23 kg total mass)
 + Fresh water tank (filled to 100%)
 + Toilet flush tank (100 % full)
 + Fresh water boiler filled to 100%
 = Mass in ready-to-start mode

The “permissible total mass” see Article 2, para. 7 VO (EU) 1230/2012 is defined as follows: The mentioned vehicle’s maximum mass from the manufacturer in loaded state (incl. Optional equipment/extras/packages and gas, water, luggage and load, etc.)”

For you as KNAUS caravan user:

The maximum permissible payload as referred to in the TQB catalogue is defined as:

Technically authorized total mass - mass in running order = maximum permissible payload

Example:

(Technically authorized total mass) 1.400 kg - (Mass in running order) 1.090 kg = (Maximum permissible payload) 310 kg
 Please note that maximum permissible payload as referred to in the catalogues, for example if the mass of the additional fitting is reduced.
 Please note that your KNAUS caravan still must have a minimum payload capacity (= minimum payload) after deduction of optional equipment’s mass from the maximum permissible payload, which may not be below the minimum payload (cf. attachment I, part D, para. 2.3.4.1 VO (EU) 1230/2012):
 (Maximum number of berths + total length (in m) of the vehicle body) x 10 = Minimum permissible payload (kg)

Example:

[(Maximum number of berths) 4 + (total length (in m) of vehicle body) 5] x 10 = 90 kg

The mass of the vehicle with standard equipment according to manufacturer specifications is determined through weighing of the vehicle with standard fitting.

As a user of a caravan, you are required not to exceed the values of the permissible total mass in driving mode, and respective maximum permissible axle load and nose weight limits. Furthermore, you are obliged to adhere to all other requirements for a safe usage of your caravan. The prices of our individual packages are fixed prices and cannot be changed because of additional options. Ordering optional equipment which substitutes specific package options will not be delivered additionally.



Your KNAUS dealer is looking forward to your visit!



Become a member of the
KNAUS community and join in:
facebook.knaus.de

The details regarding delivery scope, dimensions and weight as well as in terms of appearance are in line with the understanding at the time of printing (07/2019). We reserve the right to make changes to the equipment, technical details, the series scope and the prices.

After a contract has been concluded, we reserve the right to make technical changes within the framework of the construction insofar as they serve technical progress and are acceptable for the customer. Minor colour and texture deviations are also reserved - even after conclusion of the contract - insofar as these cannot be avoided due to the material (e.g. colour deviations of up to approx. 2.0 dE between paint on sheet metal and paint on GRP/plastic) and are reasonable for the customer.

Art.-Nr. R08116467-EN-INT

KNAUS TABBERT GMBH

Helmut-Knaus-Straße 1 . 94118 Jandelsbrunn . Germany

KNAUS
FREIHEIT, DIE BEWEGT.